

LEHIGH®

MEN'S BASKETBALL GAME NOTES - GAME 27

2021-22 SCHEDULE

November

10	at Rutgers	L, 73-70 (OT)
13	NJIT	L, 73-56
16	at Monmouth	L, 85-75
19	at Merrimack	L, 55-45
23	COLUMBIA	W, 79-72
26	at Virginia	L, 61-43
28	SAINT FRANCIS (Pa.)	L, 79-68

December

1	at Yale	L, 82-72
4	MARYLAND EASTERN SHORE	L, 81-75
18	at Syracuse	PPD
21	UALBANY	L, 68-52
28	at Maryland	L, 76-55
29	EASTERN UNIVERSITY	W, 70-63

January

1	at American*	W, 63-61
4	COLGATE*	W, 85-81
7	at Army West Point*	L, 77-55
10	HOLY CROSS*	W, 77-69
13	at Bucknell*	W, 97-64
16	LOYOLA (Md.)*	L, 69-57
19	at Navy*	W, 69-61
22	at Boston University*	L, 80-74
26	ARMY WEST POINT*	W, 84-71
28	at Holy Cross*	L, 67-65

February

2	NAVY*	W, 63-62
5	BOSTON UNIVERSITY*	L, 80-74
9	at Colgate*	L, 78-62
12	LAFAYETTE*	L, 73-69
14	BUCKNELL*	7 p.m.
20	at Loyola (Md.)*	5 p.m.
23	AMERICAN*	7 p.m.
26	at Lafayette*	2 p.m.

March

1	Patriot League Tournament First Round	TBA
3	Patriot League Quarterfinals	TBA
6	Patriot League Semifinals	TBA
9	Patriot League Championship Game	TBA

Home team in **BOLD CAPS**

*Patriot League game

SPORTS COMMUNICATIONS

Contact	Justin Lafleur
Office	(610) 758-6631
Cell	(610) 577-5222
E-mail	jul310@lehigh.edu
Press Row	(610) 758-4903/4933

MBB SOCIAL MEDIA

Website	LehighSports.com
Facebook	Facebook.com/LehighMensBasketball
Twitter	@LehighMBB
Instagram	@Lehigh_Mens_Basketball




Champions
2004, 2010, 2012

LEHIGH MOUNTAIN HAWKS (9-17 OVERALL, 7-7 PATRIOT LEAGUE) VS. BUCKNELL BISON (6-20 OVERALL, 3-11 PATRIOT LEAGUE)



February 14, 2022 - 7 p.m.
Stabler Arena (5,600) - Bethlehem, Pa.
TV: CBS Sports Network
Radio: Fox Sports Radio 94.7 FM & 1230 AM



LEHIGH, BUCKNELL SQUARE OFF MONDAY NIGHT ON CBSSN

The Lehigh men's basketball team will look to get back on track when the Mountain Hawks host in-state rival Bucknell on Monday night at 7 p.m. The game will be broadcast nationally on CBS Sports Network. Lehigh is coming off a back-and-forth 73-69 defeat to Lafayette on Saturday, a game which saw some wild swings of momentum in a short amount of time.

Despite Saturday's loss, Lehigh remains in a tie for fourth place in the league standings and very much alive for a possible home game in the Patriot League Quarterfinals with four regular-season games remaining. The Mountain Hawks are in a four-way tie (with Army West Point, Loyola and Holy Cross), so final seeding could still swing anywhere from a top-four seed down to having to play in the opening round (reminder: top six seeds get a bye into the quarterfinals).

On Saturday, a close first half saw Lafayette open a seven-point halftime edge, and begin the second half on fire to take as much as a 16-point lead with 16:26 remaining. But the Mountain Hawks answered in a big way - due in large part to their bench. Lehigh staged a 22-6 run, all but two of the points scored by the bench, to pull even at 55. The Mountain Hawks took multiple second-half leads, but a long Kyle Jenkins 3-pointer (from between the line and half court) with 1:52 on the clock gave Lafayette a lead it wouldn't relinquish.

Fifth year Marques Wilson and junior Jake Betlow led the charge, each scoring 15 points - all 15 of Betlow's points coming in the second half. In Lehigh's 22-6 run, 20 of the points were scored by Wilson, Betlow and junior Jakob Alamudun (who knocked down a pair of 3-pointers in as many attempts). First year Ben Knostman also came in off the bench and dished five second-half assists. Senior Nic Lynch finished with 12 points - his fourth straight game with double-figure points.

In the middle of the second half, the Mountain Hawks had one stretch of making five straight 3-pointers. Lehigh finished 8-of-13 in the second (61.5 percent) to go 11-of-19 for the game (57.9 percent). It marked the fifth time in the last 10 games the Mountain Hawks have hit at least 50 percent from behind the arc. Over the last 10 games (beginning with the Jan. 13 road game at Bucknell), Lehigh has hit 47.4 percent of its threes in the second half as opposed to 44.4 percent in the first half. Overall, the Mountain Hawks are 46.0 percent from three in that time period. Over the first 16 games of the season, Lehigh was just 32.0 percent from deep.

LAST GAME STARTERS

1 J. WILSON Sr. F 6-7	5 TAYLOR Jr. G 6-6	13 HIGGINS JR. Fr. G 6-4	22 WHITNEY-SIDNEY Fr. G 6-2	44 LYNCH Sr. C 6-11

PPG 11.0	PPG 13.8	PPG 8.6	PPG 5.4	PPG 9.1
RPG 5.0	RPG 5.8	RPG 2.6	RPG 2.1	RPG 4.1
FG% 52.5%	FG% 48.2%	FG% 42.0%	FG% 37.8%	FG% 52.8%
3FG% 42.0%	3FG% 43.0%	3FG% 36.7%	3FG% 29.4%	3FG% 48.6%
APG 2.2	APG 1.3	APG 2.2	APG 1.6	APG 0.7

NUMERICAL ROSTER

No.	Name	Yr.	Pos.	Ht.	Wt.	Hometown/High School	Major
0	Jakob Alamudun	Jr.	F	6-6	225	Huntington Beach, Calif./Marina High School	History
1	Jeameril Wilson	Sr.	F	6-7	200	Chicago, Ill./Woodstock Academy (Notre Dame College Prep)	Finance
2	Jake Betlow	Jr.	G	6-2	185	Mendham, N.J./St. Benedict's	Finance
4	Luke Traina	So.	G	6-5	185	Doylestown, Pa./Germantown Academy	Business
5	Evan Taylor	Jr.	G	6-6	200	Glen Ellyn, Ill./Glenbard West High School	Sociology
10	Jalin Sinclair	So.	G	5-10	182	Manhattan, N.Y./Suffield Academy	Arts and Sciences
11	Marques Wilson	5th	G	6-4	210	Edmond, Okla./Edmond North High School	Marketing
13	Keith Higgins Jr.	Fy.	G	6-4	180	West Hills, Calif./Chaminade Prep	Arts and Sciences
15	Reed Fenton	Jr.	G	6-4	165	Latrobe, Pa./Greater Latrobe High School	Chemical Engineering
20	Jayshen Saigal	So.	G	6-2	175	Scarsdale, N.Y./Scarsdale High School	Business
21	Burke Chebuhar	Fy.	F	6-8	230	Marietta, Ga./The Walker School	Business
22	Tyler Whitney-Sidney	Fy.	G	6-2	175	Somerville, Mass./Brooks School	Arts and Sciences
25	Ben Knostman	Fy.	G	6-5	182	Dayton, Ohio/Tippecanoe High School	Arts and Sciences
35	Dominic Parolin	So.	F/C	6-8	230	Coquitlam, B.C./Centennial Secondary School	Mathematics
42	JT Tan	So.	C	6-8	280	Redondo Beach, Calif./Rolling Hills Prep	Arts and Sciences
44	Nic Lynch	Sr.	C	6-11	250	Seattle, Wash./Seattle Prep	Political Science

COACHING STAFF

Murray H. Goodman '48 Head Coach: Brett Reed (Eckerd College '95), 15th Season

Assistant Coach: Harry Morra (DeSales '04), Seventh Season

Assistant Coach: Quinn McDowell (William & Mary '12), Third Season

Assistant Coach: Willie Jenkins (Tennessee Tech '05), First Season

Director of Basketball Operations: Greg Tarca (Quinnipiac '18), Fourth Season

Student-Athlete Support & Enrichment Coordinator: Billy Dunn (Cairn University '93), Fifth Season

PRONUNCIATION GUIDE

0 - Jakob Alamudun	AL-ah-MOO (like a cow) - doon (like noon)
1 - Jeameril Wilson	Ja-MEAR-ull
2 - Jake Betlow	BET-low
10 - Jalin Sinclair	JAY-lin
11 - Marques Wilson	MARK-iss
20 - Jayshen Saigal	JAY-shen SIGH-gull
25 - Ben Knostman	Ka-KNOWST-man
35 - Dominic Parolin	PA-row-lynn

TV/RADIO ROSTER



0 Jakob Alamudun
Jr. - F - 6-6 - 225
Huntington Beach, Calif.



1 Jeameril Wilson
Sr. - F - 6-7 - 200
Chicago, Ill.



2 Jake Betlow
Jr. - G - 6-2 - 185
Mendham, N.J.



4 Luke Traina
So. - G - 6-5 - 185
Doylestown, Pa.



5 Evan Taylor
Jr. - G - 6-6 - 200
Glen Ellyn, Ill.



10 Jalin Sinclair
So. - G - 5-10 - 182
Manhattan, N.Y.



11 Marques Wilson
5th - G - 6-4 - 210
Edmond, Okla..



13 Keith Higgins Jr.
Fy. - G - 6-4 - 180
West Hills, Calif.



15 Reed Fenton
Jr. - C - 6-4 - 165
Latrobe, Pa.



20 Jayshen Saigal
So. - G - 6-2 - 175
Scarsdale, N.Y.



21 Burke Chebuhar
Fy. - F - 6-8 - 230
Marietta, Ga.



22 Tyler Whitney-Sidney
Fy. - G - 6-2 - 175
Somerville, Mass.



25 Ben Knostman
Fy. - G - 6-5
Dayton, Ohio



35 Dominic Parolin
So. - F/C - 6-8
Coquitlam, B.C.



42 JT Tan
So. - C - 6-8 - 280
Redondo Beach, Calif.



44 Nic Lynch
Sr. - C - 6-11 - 250
Seattle, Wash.



Dr. Brett Reed
Head Coach
15th Season



Harry Morra
Assistant Coach
Seventh Season



Quinn McDowell
Assistant Coach
Third Season



Willie Jenkins
Assistant Coach
First Season



Greg Tarca
Director of Operations
Fourth Season

2021-22 STATISTICAL LEADERS (NUMBER OF GAMES)

Game Leaders

Player	10+ Pts	20+ Pts	30+ Pts	10+ Rebs	15+ Rebs	20+ Rebs	5+ Ast	10+ Ast	5+ Steals	5+ Blks	D.D.	Pts	Reb	Ast
0 - Alamudun	2													1
1 - J. Wilson	16	3		2			2			1	2	7	7	10
2 - Betlow	2											1		
4 - Traina														
5 - Taylor	19	5		1							1	10	11	2
10 - Sinclair														
11 - M. Wilson	6	1										4		2
13 - Higgins Jr.	11	2					3					4	1	6
15 - Fenton	3	1										1		2
20 - Saigal														
21 - Chebuhar														
22 - Whitney-Sidney	4						1					1	1	5
25 - Knostman							2							7
35 - Parolin	6			2							1		7	2
42 - Tan														
44 - Lynch	12	1		1							1	2	6	1

WHEN LEHIGH...

Plays at home:6-7
 Plays on the road:3-10
 Plays at neutral sites:0-0

Leads at the half:6-6
 Trails at the half:3-9
 Is tied at the half:0-2

Goes to overtime:0-1

Scores 90 or more points:1-0
 Scores 80-89 points:2-0
 Scores 70-79 points:3-6
 Scores 60-69 points:3-4
 Scores 50-59 points:0-5
 Scores 40-49 points:0-2
 Scores fewer than 40 points:0-0

Allows 90 or more points:0-0
 Allows 80-89 points:1-5
 Allows 70-79 points:2-7
 Allows 60-69 points:6-4
 Allows 50-59 points:0-1
 Allows 40-49 points:0-0
 Allows fewer than 40 points:0-0

Shoots 50% or more:3-4
 Shoots 40-49%:6-6
 Shoots 30-39%:0-7
 Shoots under 30%:0-0

Allows 50% or more2-5
 Allows 40-49%:1-10
 Allows 30-39%:6-2
 Allows under 30%:0-0

Shoots 50% or more 3FG:2-3
 Shoots 40-49% 3FG:3-3
 Shoots 30-39% 3FG:3-4
 Shoots under 30% 3FG:1-7

Allows 50% or more 3FG:0-3
 Allows 40-49% 3FG:1-7

Allows 30-39% 3FG:4-3
 Allows under 30% 3FG:4-4

Outrebounds opponents:6-7
 Is outrebounded:3-9
 Ties opponent in rebounding:0-1

Commits fewer than 15 turnovers:7-8
 Commits 15 or more turnovers:2-9

Forces 15 or more turnovers:1-2
 Forces fewer than 15 turnovers:8-15

Commits more turnovers:5-14
 Commits fewer turnovers:3-2
 Tie in turnover:1-1

LEHIGH...

By Month

November1-6
 December1-4
 January6-4
 February1-3

By Day

Sunday0-2
 Monday1-0
 Tuesday2-3
 Wednesday4-3
 Thursday1-0
 Friday0-4
 Saturday1-5

Against the Conferences

ACC0-1
 America East0-2
 Big Ten0-2
 Ivy League1-1
 MAAC0-1
 MEAC0-1
 NEC0-2
 Non-Division I1-0
 Patriot League7-7

MID-MAJOR TOP 25

* College Insider February 7, 2022 Poll

Team	Record	Points
1 Gonzaga (31)	19-2	775
2 Murray State	22-2	723
3 Saint Mary's	20-2	696
4 Loyola Chicago	18-4	654
5 Iona	19-4	627
6 South Dakota State	21-4	591
7 Ohio	19-3	530
8 Chattanooga	19-5	521
9 Toledo	18-5	495
10 San Francisco	19-5	467
11 Vermont	18-4	435
12 New Mexico State	19-3	430
13 Cleveland State	16-5	379
14 Wagner	16-2	368
15 BYU	17-8	324
16 Oakland	16-7	266
17 Belmont	19-5	244
18 Drake	17-7	200
19 Morehead State	19-6	193
20 Missouri State	17-8	164
21 Montana State	17-5	128
22 Weber State	18-6	111
23 UNCW	16-6	95
24 Santa Clara	16-8	90
25 Longwood	17-5	85

OTHERS RECEIVING VOTES: Liberty 81, Northern Iowa 59, Furman 56, Grand Canyon 33, Akron 29, Jacksonville State 24, Yale 23, Princeton 22, Southern Utah 22, Norfolk State 20, Towson 17, Monmouth 12, Appalachian State 10, Bryant 10, Buffalo 8, James Madison 8, Troy 8, Utah Valley 7, Abilene Christian 6, Bradley 6, Navy 5, Boston University 4, Seattle 3, Wofford 3, Wright State 3, Hofstra 2, UC Irvine 2, Cal State Fullerton 1.

ALL-TIME VS. BUCKNELL

Lehigh snapped a four-game losing streak vs. Bucknell in a big way earlier this season, topping the Bison 97-64 for the largest-ever margin of victory by an opponent at Sojka Pavilion. In the process, Lehigh hit a program-record 18 3-pointers, also the most made treys by an opponent at Sojka. That pulled Lehigh to within 111-70 in the all-time series. The Bison won all four meetings vs. Lehigh last season. Overall, Bucknell has won eight of the last 10 vs. the Mountain Hawks, with Lehigh's other win coming on Senior Day on Feb. 23, 2020 - a 69-60 wire-to-wire victory. Lehigh won four-of-five in the series between 2015 and 2017. Bucknell is Lehigh's second-most played rival of all-time, only behind Lafayette. The teams first met in 1902.

SCOUTING THE BISON

Bucknell stands 6-20 overall, 3-11 in Patriot League play. The Bison are coming off a 78-72 defeat at home vs. Holy Cross on Saturday, three days after they picked up a 68-66 home victory over American. Bucknell's other league wins have come at Holy Cross (68-65) and vs. Loyola (82-80 in overtime). Andrew Funk leads the Bison and is second in the Patriot League in scoring average (17.8). Xander Rice (12.3) and Andre Screen (11.1) are also averaging double figures. Screen leads the team in rebounding (6.6) while Rice's 101 assists lead the Bison and are second in the league. Bucknell is tied for third in the Patriot League in scoring offense (69.6) and 10th in scoring defense (78.4).

BUCKNELL LAST GAME STARTERS

Pos.	No.	Name	PPG	RPG
G	5	Elvin Edmonds IV (Fr., 6-2)	5.7	2.5
G	10	Andrew Funk (Sr., 6-5)	17.8	3.8
G	21	Xander Rice (Jr., 6-3)	12.3	2.7
C	23	Andre Screen (So., 7-0)	11.1	6.6
F	32	Jake van der Heijden (Jr., 6-9)	6.3	3.3

BUCKNELL LAST TIME OUT...

LEWISBURG, Pa. (2/12/22) - Xander Rice scored 21 points in 24 minutes of playing time, and Andrew Funk totaled 16 points and four assists, but five Holy Cross players scored in double figures as the Bucknell men's basketball team lost to the red-hot Crusaders 78-72 Saturday afternoon at Sojka Pavilion.

IF LEHIGH BEATS BUCKNELL...

- Lehigh would improve to 5-3 at home during Patriot League play.
- The Mountain Hawks would win a second straight game vs. Bucknell and sweep the regular season series against the Bison for the first time since the 2016-17 season.
- Lehigh would snap a two-game home losing streak vs. Bucknell.
- The Mountain Hawks would remain in at worst, a tie for fourth place in the Patriot League standings.

THE EMERGENCE OF ET

Junior Evan Taylor has taken his game to the next level this season, especially in Patriot League play. He is currently the only player in the league in the top 10 in scoring (10th - 13.8), rebounding (9th - 5.8) and blocks (3rd - 1.1). In Patriot League games, Taylor's numbers are even better - scoring (8th - 15.0), rebounding (9th - 5.6) and blocks (5th - 1.2). In league games, he's third in 3-point percentage (47.5) and fourth in made threes (29).

Taylor began Patriot League play with a then career-high 25 points at American, reaching 20+ points in four of the first seven league contests, including three straight. He also had the game-winning steal and layup with 10 seconds remaining to cap off Lehigh's 20-2 run to end the game vs. Navy. Taylor scored a career-high 26 points vs. Boston University, 13 coming in each half.

2021-22 LEHIGH QUICK FACTS**GENERAL INFORMATION**

Location.....	Bethlehem, Pa.
Founded.....	1865 by Asa Packer
Undergraduate Enrollment.....	5,203
President.....	Joseph J. Helble
Murray H. Goodman Dean of Athletics.....	Joe Sterrett
Athletic Department Phone.....	(610) 758-4300
Historical Nickname.....	Mountain Hawks
Mascot.....	Mountain Hawk (Clutch)
Colors.....	Brown and White
Home Arena.....	Stabler Arena (5,600)
National Affiliation.....	NCAA Division I
Conference.....	Patriot League

2021-22 TEAM INFORMATION

2020-21 Record.....	4-11
2020-21 Patriot League Record/Finish.....	4-10/t-9th
Players Returning/Lost.....	12/2
Starters Returning/Lost.....	5/0
Newcomers.....	4
Fr. / So. / Jr. / Sr. / 5th.....	4 / 5 / 4 / 2 / 1

MEDIA RELATIONS

Men's Basketball SID Contact.....	Justin Lafleur
Email.....	jul310@lehigh.edu
Office Phone.....	(610) 758-6631
Press Row Phone.....	(610) 758-4903/4933
Website.....	www.lehighsports.com
Mailing Address.....	641 Taylor St. Bethlehem, Pa. 18015

STATISTICS COMPARISON (As of Feb. 13)

Scoring Offense	67.5	69.6
Scoring Defense	71.6	78.4
Scoring Margin	-4.6	-8.8
Field Goal Pct.	.448	.447
Field Goal Pct. Defense	.438	.455
Free Throw Pct.	.724	.762
3FG Made Per Game	7.7	7.7
3FG Pct.	.376	.362
3FG Pct. Defense	.344	.357
Rebounding	33.0	32.8
Rebounding Allowed	35.2	36.0
Rebounding Margin	-2.2	-3.2
Assists	13.7	14.1
Steals	4.1	4.6
Turnovers	13.9	14.0

SCORE BY PERIOD

	1	2	OT	Total
LEHIGH	807	940	7	1754
OPPONENTS	855	996	10	1861
	1	2	OT	Total
BUCKNELL	883	882	44	1809
OPPONENTS	949	1049	40	2038

BUCKNELL SERIES HISTORY

Overall:	Bucknell leads, 111-70
Last Meeting:	Jan. 13, 2022
Last Result:	Lehigh, 97-64
Current Streak:	Lehigh - 1 win
Last 10:	Lehigh, 8-2

Last 10 meetings:		
Jan. 13, 2022	at Bucknell	Lehigh, 97-64
Jan. 31, 2021	at Bucknell	Bucknell, 92-68
Jan. 30, 2021	at Lehigh	Bucknell, 84-70
Jan. 17, 2021	at Lehigh	Bucknell, 77-61
Jan. 16, 2021	at Bucknell	Bucknell, 75-70
Feb. 23, 2020	at Lehigh	Lehigh, 69-60
Jan. 18, 2020	at Bucknell	Bucknell, 72-56
Mar. 10, 2019	at Bucknell*	Bucknell, 97-75
Feb. 11, 2019	at Bucknell	Bucknell, 87-75
Jan. 19, 2019	at Lehigh	Bucknell, 85-83

*Patriot League Tournament

LAST MEETING NOTABLES

- Lehigh picked up a historic 97-64 win on Thursday, Jan. 13 at Bucknell, in the Mountain Hawks' largest margin of victory against the Bison since Dec. 10, 1952 (an 85-49 final).
- The Mountain Hawks set a program record for made 3-pointers with 18 (on 34 attempts). Included was six consecutive 3-pointers in the span of 4:42 in the second half.
- First year Keith Higgins Jr. set the tone early, scoring 16 of Lehigh's first 18 points (coming in the game's first 6:51) and finishing with a career-high 26 (which included 6-of-9 from 3-point range). He added a career-high nine assists and five rebounds to tie a career high, with zero turnovers.
- Junior Evan Taylor had 21 points, 14 coming after halftime. He also set career highs in 3-pointers made (5) and attempted (8).
- Junior Reed Fenton was 2-of-3 from behind the arc, while fifth year Marques Wilson was 2-of-5, eclipsing 100-career 3-pointers in the process.
- Thursday was the second time this season that two Lehigh players had 5+ made threes (along with Dec. 4 vs. Maryland Eastern Shore when juniors Fenton and Jake Betlow each knocked down five).
- First year Tyler Whitney-Sidney also excelled with career highs in points (11) and rebounds (8).
- On his birthday, senior Nic Lynch scored a season-high 15 points.
- All those contributions helped Lehigh pick up the largest margin of victory in Sojka Pavilion history by an opponent and most 3-pointers in Sojka by a Bison opponent.
- Lehigh had only four turnovers, its fewest since also committing just four on Feb. 18, 2013 (at home against Bucknell). Not counting a shot clock violation Lehigh intentionally took with two seconds remaining, the Mountain Hawks went the game's final 31:16 without a turnover.
- The Mountain Hawks' point total was their most in any game since Jan. 9, 2019 at Holy Cross - a 99-94 overtime win. It was their most points in a regulation game since scoring 100 against Saint Francis Pa. on Dec. 12, 2016. Lehigh's 97 points were its most ever scored against Bucknell in regulation (Thursday was the 181st all-time meeting in the all-time series).
- Lehigh snapped a seven-game losing streak at Bucknell and beat the Bison at Sojka Pavilion for the first time since an 82-71 win on Jan. 11, 2017.

LAST MEETING

LEWISBURG, Pa. (1/13/22) - First year Keith Higgins Jr. scored 16 points before the game was seven minutes old to set the tone early, as the Lehigh men's basketball team knocked down a program-record 18 3-pointers on Thursday night at Bucknell in a dominant 97-64 victory. A historic night didn't only see the program 3-point record fall, but also saw Lehigh break the Sojka Pavilion mark for 3-pointers by a Bison opponent and largest margin of victory by an opponent. Higgins finished with career highs in points (26) and assists (9), with zero turnovers.

LEHIGH LAST TIME OUT

BETHLEHEM, Pa. (2/12/22) - After the Lehigh men's basketball team went down by as many as 16 early in the second half, the Mountain Hawks immediately responded with a 22-6 run - due in large part to their strong bench play - tying the score, but ultimately coming up short on Saturday, 73-69, in The Rivalry presented by Lehigh Valley Orthopedic Institute. Lehigh went on to open a 61-60 lead with 5:34 remaining, and the lead changing five times over the last five minutes. Lehigh falls to 7-7 in Patriot League play while Lafayette improves to 5-7.

LEHIGH ROOKIES OF THE WEEK

After not winning any Patriot League weekly awards through nonleague play, Lehigh men's basketball posted four consecutive Rookie of the Week honors in January. Keith Higgins Jr. won the first three (Jan. 10, 17 and 24) before teammate Tyler Whitney-Sidney picked it up on Jan. 31. Higgins Jr. became the first player across the league to win Rookie of the Week three consecutive weeks since Joe Pridgen of Holy Cross in 2019-20. He was the first Mountain Hawk to win the award three straight weeks since Tim Kempton in 2013-14.

Lehigh won four consecutive Rookies of the Week for the first time since the 2009-10 season (when CJ McCollum won three and Gabe Knutson won four).

COACH REED PUTTING UP THE W'S

Head coach Brett Reed reached 100-career Patriot League (regular season) wins three seasons ago, becoming just the fourth coach in league history to reach that plateau. Below is the list. Reed tied Jeff Jones of American coach for fastest to reach 100 PL wins in terms of number of seasons (11th season for both Reed and Jones). However, for both Flannery and Jones, it took fewer games to reach 100.

Here is where Reed stands among Patriot League laurels for total wins and Patriot League victories. Reed's 200th win came during a 78-72 home-opening win over Marist on Nov. 13, 2018. He tied Jones for third place with a home win over Saint Francis (Pa.) (Dec. 22) and overtook Jones with an 86-83 victory over Lafayette (Jan. 2) in Stabler Arena. With the thrilling overtime win at Lafayette on Jan. 30, 2019, Reed moved past Jones all alone into third place for Patriot League victories.

With a home win over Eastern on Dec. 29, 2021, Reed moved past Flannery into sole possession of second place for games won (all games) as a Patriot League coach.

Most Patriot League Games Won (Regular Season)

182 Fran O'Hanlon, Lafayette (1995-present)

132 Brett Reed, Lehigh (2007-present)

126 Pat Flannery, Bucknell (1994-08)

108 Jeff Jones, American (2001-13)

95 Ralph Willard, Holy Cross (1999-09)

Most Games Won, All Games as PL Coach

359 Fran O'Hanlon, Lafayette (1995-present)

242 Brett Reed, Lehigh (2007-present)

234 Pat Flannery, Bucknell (1994-08)

205 Jeff Jones, American (2001-13)

192 Ralph Willard, Holy Cross (1999-09)

ALL-TIME SCORING LEADERS

1.	2,703	Daren Queenan	1985-88
2.	2,361	C.J. McCollum	2009-13
3.	2,043	Tim Kempton	2013-17
4.	1,969	Mike Polaha	1984-88
5.	1,841	Bob Krizansky	1988-92
6.	1,791	Dozie Mbonu	1988-92
7.	1,762	Jose Olivero	2003-07
8.	1,742	Brett Eppehimer	1995-99
9.	1,578	Rashawne Glenn	1992-96
10.	1,526	Gabe Knutson	2009-13
11.	1,524	Matt Logie	1999-03
12.	1,514	Marquis Hall	2006-10
13.	1,453	Austin Price	2013-17
14.	1,418	Chuck Penn	1988-93
15.	1,417	Kyle Leufroy	2015-pres.
16.	1,368	Kahron Ross	2014-18
17.	1,350	Joe Knight#	2004-06
18.	1,327	Mackey McKnight	2010-14
19.	1,316	Bill Griffin	1976-79
20.	1,311	Charlie Brown	1974-77
21.	1,278	Jordan Cohen	2016-pres.
22.	1,260	Zahir Carrington	2006-10
23.	1,242	Bob Fortune	1968-70
24.	1,231	Norm Brandl	1959-62
25.	1,230	Austen Rowland*	2003-04
26.	1,145	Fred Ketcho	1980-83
27.	1,139	Jared Hess	1996-00
28.	1,114	Lance Tejada\$	2014-2019
29.	1,104	Jeff Vandemark	1977-80
30.	1,099	Johnny Waters	1969-71
31.	1,084	Hank Wisniewski	1971-73
32.	1,072	Ray Green:	1975-78
33.	1,068	Bill Cheslock	1985-88
34.	1,058	Charles Blue	1979-82
35.	1,054	Ed Cahn	1952-55
36.	1,032	Jason Fichter	1991-95
37.	1,021	Mike O'Hara	1987-91
38.	1,013	Holden Greiner	2009-13

#Played first two seasons at High Point

*Played first three seasons at Delaware

\$Played first two seasons at East Carolina

PATRIOT LEAGUE ON ESPN+

Every home contest, and every Patriot League game (except any on CBS Sports Network) can be seen live on ESPN+.

CBS SPORTS NETWORK

Lehigh's home game against Bucknell on Monday, Feb. 14 is scheduled to air on CBS Sports Network, as part of the Patriot League's television package. The Mountain Hawks' home contest vs. Loyola on Jan. 16 was also added to CBS SN.

LEHIGH ON THE AIRWAVES

At least 11 games this season can also be heard on Lehigh Valley FOX Sports (1230/1320 AM, 94.7 FM) with Tom Fallon on play-by-play and Greg Falkenbach '72 set to do color for several home games.

LOCAL AIR TIME

The Lehigh men's basketball program will make appearances on Service Electric TV-2 (Lehigh Valley) this season.

AROUND THE PATRIOT LEAGUE

PATRIOT LEAGUE
STANDINGS

School	Overall			Patriot League		
	W	L	Pct.	W	L	Pct.
Colgate	14	11	.560	10	2	.833
Navy	17	8	.680	10	4	.714
Boston University	18	9	.667	9	5	.643
Loyola Md.	13	12	.520	7	7	.500
Army West Point	13	13	.500	7	7	.500
Lehigh	9	17	.346	7	7	.500
Holy Cross	8	16	.333	6	6	.500
Lafayette	8	15	.348	5	7	.417
Bucknell	6	20	.231	3	11	.214
American	6	18	.250	2	10	.167

*Before Games Monday, February 14

UPCOMING SCHEDULE

Monday, February 14

Lafayette at Colgate	6:00
Bucknell at Lehigh	7:00
American at Holy Cross	7:00

Wednesday, February 16

Loyola at Lafayette	7:00
Boston University at Holy Cross	7:00
Colgate at Army West Point	7:00
Navy at American	7:00

Saturday, February 19

Holy Cross at Navy	12:00
Boston University at Colgate	1:30
Army West Point at American	2:00
Lafayette at Bucknell	4:00

Sunday, February 20

Lehigh at Loyola	5:00
------------------	------

MILESTONE WATCH

A number of Lehigh players (and coaches) have recently reached significant career milestones or have milestones within grasp, which were reached or could be reached this season.

Player	Milestone	Current #	Away
Evan Taylor	1,000 points	703	297
Jeameril Wilson	1,000 points	884	116
	500 rebounds	446	54
Marques Wilson	1,000 points	868	132

WILSON PRESEASON ALL-LEAGUE

Following a season which saw him earn second team All-Region, fifth-year senior Marques Wilson was recognized as a preseason All-Patriot League honoree on Wednesday. Wilson was one of five players from around the league recognized. The Mountain Hawks' leading returning scorer, Wilson averaged 15.3 points per contest last season - good for tops on the Mountain Hawks and 10th in the Patriot League.

PAROLIN NAMED TO TEAM CANADA

Dominic Parolin represented his country at the FIBA U19 World Cup last summer. The Coquitlam, British Columbia native was one of 14 athletes on Canada's roster for the World Cup that began in early July. Canada was seeded second. The sixteen (16) participating teams in the FIBA U19 Basketball World Cup 2021 was divided into four (4) groups (A, B, C, and D) of four (4) teams each. Each team played against all other teams in its own group (a total of three games for each team). Canada was in Group A along with Senegal, Lithuania, and Japan.

HISTORIC COMEBACK VS. NAVY (FEB. 2)

- The Mountain Hawks found themselves down 17 in the final five minutes and 15 with less than three minutes to go, but Lehigh ended the game on a 20-2 run - capped off by an Evan Taylor steal and layup with 10 seconds remaining - to pick up a 63-62 victory.
- The comeback was just two points shy of the largest-ever comeback in NCAA men's basketball history with less than five minutes remaining (the record is 19).
- In the 18-2 run over the final 2:38, senior Nic Lynch and Taylor each hit a pair of 3-pointers which proved critical. Lynch finished the game with a season-high 18 points on 6-of-8 shooting, including 2-of-2 from 3-point range.
- Taylor finished with 13 points, including 3-of-5 from 3-point range.
- First year Tyler Whitney-Sidney added nine points, including two free throws during the late run. He also dished a game and career-high five assists.
- Junior Jake Betlow made a key contribution off the bench, knocking down a 3-pointer to snap Lehigh's 5:20 scoring drought to begin the half, while also hitting two clutch free throws 16 seconds remaining, preceding Taylor's game-winning steal and layup.
- With the win, Lehigh improved to 4-0 after losses in Patriot League play.
- Wednesday marked the second big comeback of the Patriot League schedule, as Lehigh opened the league slate with a 19-point comeback at American. With the win, the Mountain Hawks earned a regular-season sweep of Navy.

HOME WIN OVER ARMY (JAN. 26)

- One week after winning at Navy, Lehigh avenged an earlier loss to Army by beating the Black Knights this time around, 84-71.
- The Mountain Hawks led for more than 32 minutes and successfully fought off any Black Knight charges. In the first half, Army opened a 25-21 lead, but Lehigh answered with an 8-0 run - five of the points scored by fifth year Marques Wilson. Army rallied to take a 44-42 second-half lead, but first year Tyler Whitney-Sidney knocked down a 3-pointer and followed with a steal and fast break layup, all in the span of 16 seconds, to give the Mountain Hawks the lead for good.
- Lehigh would up hitting eight of its first 12 and nine of its first 14 second-half 3-pointers in another impressive shooting display.
- Lehigh finished 14-of-30 from deep (46.7 percent), falling just one made three shy of tying the program's Stabler Arena record.
- Five Mountain Hawks finished in double figures for scoring for the first time since early December against Maryland Eastern Shore. Whitney-Sidney led the way with a career-high 19 points (and career-high four assists). Junior Evan Taylor scored 16, first year Keith Higgins Jr. posted 13, senior Jeameril Wilson had 12 and senior Nic Lynch scored 11. In fact, three Mountain Hawks (Whitney-Sidney, Higgins and Taylor) scored in double figures in the second half alone.
- Lehigh finished with 51 second-half points, the second time it's eclipsed 50 in a half this season (along with 53 in the second half at Bucknell).

2021-22 WEEKLY AWARDS

Player of the Week

11.15 - Stacy Beckton Jr., American, Sr., G
 11.22 - Jack Ferguson, Colgate, Sr., G
 11.29 - Alex Timmerman, Bucknell, Jr., C
 12.6 - Javante McCoy, Boston University, Gr., G
 12.13 - Nelly Cummings, Colgate, Sr., G
 12.20 - Andrew Funk, Bucknell, Sr., G
 12.27 - Josh Caldwell, Army West Point, Sr., G
 1.3 - Sukhmail Mathon, Boston University, Gr., F
 1.10 - Jalen Rucker, Army West Point, So., G
 1.17 - Cam Spencer, Loyola Maryland, Jr., G
 1.24 - Sukhmail Mathon, Boston University, Gr., F
 1.31 - Andrew Funk, Bucknell, Sr., G
 2.7 - Neal Quinn, Lafayette, Jr., F, Allendale, N.J./Ramapo

Rookie of the Week

11.15 - Kyrell Luc, Holy Cross, Fr., G
 11.22 - Kyrell Luc, Holy Cross, Fr., G
 11.29 - David Brown III, Loyola Maryland, Fr., G
 12.6 - C.J. Fulton, Lafayette, Fr., G
 12.13 - Milos Ilic, Loyola Maryland, Fr., F
 12.20 - Kyrell Luc, Holy Cross, Fr., G
 12.27 - C.J. Fulton, Lafayette, Fr., G
 1.3 - Elijah Stephens, American, Fr., G
 1.10 - Keith Higgins Jr., Lehigh, Fr., G
 1.17 - Keith Higgins Jr., Lehigh, Fr., G
 1.24 - Keith Higgins Jr., Lehigh, Fr., G
 1.31 - Tyler Whitney-Sidney, Lehigh, Fr., G
 2.7 - Kyrell Luc, Holy Cross, Fr., G

Lehigh Honorable Mentions

Reed Fenton - 12.6
 Keith Higgins Jr. - 12.27
 Evan Taylor - 1.3, 1.17, 1.24, 2.7
 Jeameril Wilson - 1.31

MCCOLLUM STARRING IN THE NBA

- Former Lehigh standout C.J. McCollum is starring in his ninth NBA season, now with the New Orleans Pelicans. He was traded from the Trail Blazers to the Pelicans on Tuesday, Feb. 8.

- McCollum is currently averaging 20.8 points per game this season, along with 4.6 assists and 4.5 rebounds (before games Feb. 13). The point average would be 24th in the NBA (if he had enough games to qualify).

- In his second game with the Pelicans, McCollum posted 36 points on 15-of-24 shooting and 11 rebounds against the Spurs.

- On Dec. 7, it was announced that McCollum had a collapsed lung and would need to undergo further evaluation. He returned to the lineup on Monday, Jan. 17 at Orlando.

- McCollum began the season with 34 points vs. Sacramento followed by 28 against reigning NBA finalist Phoenix. He scored 20+ points in eight of his first nine games of the season.

- McCollum averaged 20+ points per game each of the previous six years (2015-21) as one of the NBA's most elite scorers.

- On June 27, 2013, McCollum became the first player in school history to be selected in the NBA Draft. He declared for the 2012 draft, but officially withdrew from the NBA Draft on Monday, Apr. 9, 2012 to return to Lehigh for his senior season. McCollum went on to write a piece published on Sporting News' website titled "Why I'm returning to Lehigh for my senior year," citing earning his degree as one of the primary reasons.

STRONG IN THE CLASSROOM

- The Mountain Hawks take a lot of pride in their academic performance.

- Lehigh excelled in the classroom this fall, with the team posting a cumulative GPA over 3.0 and nine Mountain Hawks posting a semester GPA of 3.2 or higher - Dominic Parolin (3.94), Keith Higgins Jr. (3.69), Jayshen Saigal (3.57), Luke Traina (3.52), Evan Taylor (3.5), Reed Fenton (3.4), Burke Chebuhar (3.31), Ben Knos-tman (3.23) and Jake Betlow (3.2).

- Last spring, the Mountain Hawks placed nine student-athletes onto the Patriot League Academic Honor Roll (for a semester GPA of 3.2+) - Dominic Parolin (3.82, Mathematics), Jayshen Saigal (3.67, Business), Andrei Arion (3.66, Bioengineering), Reed Fenton (3.64, Chemical Engineering), Ben Li (3.61, Arts and Sciences), Luke Traina (3.42, Business), Evan Taylor (3.34, Sociology), Nic Lynch (3.33, Political Science) and JT Tan (3.28, Arts and Sciences).

- In July, the Mountain Hawks received the NABC Team Academic Excellence Award by the National Association of Basketball Coaches (NABC). Teams with a cumulative GPA of 3.0 or higher were recognized.

- At the end of 2019-20, Jordan Cohen was named Academic All-Patriot League for a third straight season, becoming just the seventh three-time honoree in league history, joining Lehigh's Gabe Knutson '13 along with Mike Muscala '13 (Bucknell), Joey Ptasinski '15 (Lafayette), Franz Rassman '16 (Loyola), Jesse Reed '16 (American) and Nana Foulland '18 (Bucknell). Freshmen are not eligible for the award.

- Cohen was also named Google Cloud Academic All-District both in 2019 and 2020, Lehigh's first Academic All-District honoree since Marquis Hall in 2009.

UP NEXT...

After Monday's game, the Mountain Hawks return to action on Sunday, Feb. 20 at Loyola. Gametime is set for 5 p.m.

LEHIGH AMONG NATIONAL/LEAGUE LEADERS

Before Games Sunday, Feb. 13

Statistic	National Rank	Conference Rank	Value National Leader	Value Conference Leader	Value
3-pt Field Goal Attempts (350 ranked)	173	7	534 Eastern Ky.	885 Colgate	637
Assist Turnover Ratio (350 ranked)	204	5	0.98 Iowa	1.85 Colgate	1.41
Assists Per Game (350 ranked)	144	5	13.7 Arizona	20.1 Colgate	16.4
Blocked Shots Per Game (350 ranked)	114	2	3.7 Auburn	8.4 Holy Cross	3.9
Defensive Rebounds Per Game (350 ranked)	107	3	26.27 Gonzaga	32.74 Colgate	27.12
Fewest Fouls (350 ranked)	298	10	449 New Hampshire	289 Lafayette	339
Fewest Turnovers (350 ranked)	314	9	362 New Hampshire	191 Lafayette	266
Field-Goal Percentage (350 ranked)	143	4	44.8 Gonzaga	53.6 Colgate	46.4
Field-Goal Percentage Defense (350 ranked)	228	5	43.8 Houston	36.8 Navy	40.9
Free Throw Attempts (350 ranked)	230	6	388 UTRGV	581 Army West Point	486
Free Throws Made (350 ranked)	222	5	281 Arkansas	428 Boston U.	331
Free-Throw Percentage (350 ranked)	144	3	72.4 Villanova	82.9 Bucknell	76.2
Offensive Rebounds Per Game (350 ranked)	342	10	6.73 South Carolina St.	15.17 Navy	11.56
Personal Fouls Per Game (350 ranked)	216	10	17.3 Western Ky.	12.0 Army West Point	14.7
Rebound Margin (350 ranked)	277	7	-2.2 Kentucky	10.9 Navy	5.8
Scoring Defense (350 ranked)	244	7	71.6 North Texas	55.5 Navy	59.2
Scoring Margin (350 ranked)	279	6	-4.1 Gonzaga	25.7 Colgate	7.1
Scoring Offense (350 ranked)	271	5	67.5 Gonzaga	90.0 Colgate	75.2
Steals Per Game (350 ranked)	346	10	4.1 LSU	11.1 Army West Point	8.0
Three Pt FG Defense (350 ranked)	227	5	34.4 UC Irvine	26.0 Navy	30.8
Three-Point Field Goals Per Game (350 ranked)	154	4	7.7 VMI	12.5 Colgate	10.0
Three-Point Field-Goal Percentage (350 ranked)	28	2	37.6 South Dakota St.	45.0 Colgate	39.2
Total 3-point FGM (350 ranked)	92	3	201 VMI	324 Colgate	250
Total Assists (350 ranked)	85	5	356 Belmont	506 Colgate	411
Total Blocks (350 ranked)	91	1	96 Auburn	211 Lehigh	96
Total Rebounds (350 ranked)	171	5	858 BYU	1,055 Army West Point	978
Total Rebounds Per Game (350 ranked)	282	7	33.00 Arizona	43.58 Army West Point	37.62
Total Steals (350 ranked)	338	10	107 LSU	277 Army West Point	208
Turnover Margin (348 ranked)	343	9	-3.9 Abilene Christian	9.0 Loyola Maryland	1.5
Turnovers Forced (350 ranked)	339	9	10.00 Abilene Christian	21.62 Army West Point	14.27
Turnovers Per Game (350 ranked)	265	9	13.9 Wisconsin	8.4 Lafayette	11.6
Won-Lost Percentage (350 ranked)	279	7	34.6 Murray St.	92.3 Navy	68.0

Statistic	Player	National Rank	Conference Rank	Value National Leader	Value Conference Leader	Value
3-pt Field Goal Attempts (346 ranked)				Darius McChes, Liberty	269 Andrew Funk, Bucknell	200
Assist Turnover Ratio (350 ranked)				Jacob Gilyard, Richmond	3.81 CJ Fulton, Lafayette	3.16
Assists Per Game (338 ranked)				Yuri Collins, Saint Louis	8.4 Kenneth Jones, Loyola Maryland	4.7
Blocked Shots Per Game (344 ranked)	Evan Taylor	198	5	10.08 Walker Kessler, Auburn	4.64 Keegan Records, Colgate	1.60
Defensive Rebounds Per Game (349 ranked)	Evan Taylor	142	4	5.23 Fardaws Aimaq, Utah Valley	10.08 Sukhmail Mathon, Boston U.	6.19
	Jeameril Wilson	343	8	4.38		
Double Doubles (318 ranked)	Jeameril Wilson	318	4	2 Fardaws Aimaq, Utah Valley	21 Sukhmail Mathon, Boston U.	13
Field-Goal Percentage (318 ranked)	Evan Taylor	124	4	48.2 Zach Edey, Purdue	68.1 Neal Quinn, Lafayette	54.6
Free Throw Attempts (339 ranked)				John Hugley, Pittsburgh	189 Sukhmail Mathon, Boston U.	159
Free Throws Made (334 ranked)				Tanner Holden, Wright St.	145 Sukhmail Mathon, Boston U.	126
Free-Throw Percentage (350 ranked)				Foster Loyer, Davidson	94.4 Xander Rice, Bucknell	87.7
Minutes Per Game (350 ranked)				M.J. Randolph, Florida A&M	38.32 Cam Spencer, Loyola Maryland	36.38
Offensive Rebounds Per Game (346 ranked)				Oscar Tshiebwe, Kentucky	5.20 Sukhmail Mathon, Boston U.	3.89
Points Per Game (350 ranked)	Evan Taylor	346	10	13.8 Peter Kiss, Bryant	23.9 Cam Spencer, Loyola Maryland	18.7
Rebounds Per Game (349 ranked)				Oscar Tshiebwe, Kentucky	15.3 Sukhmail Mathon, Boston U.	10.1
Steals Per Game (349 ranked)				Jacob Gilyard, Richmond	145 Sukhmail Mathon, Loyola Maryland	2.28
Three-Point Field Goals Per Game (350 ranked)				Darius McChes, Liberty	4.19 Jalen Rucker, Army West Point	2.77
Three-Point Field-Goal Percentage (96 ranked)				Kyle Foster, Howard	49.4 Jalen Rucker, Army West Point	37.1
Total 3-point FGM (343 ranked)	Evan Taylor	291	10	46 Darius McChes, Liberty	109 Jalen Rucker, Army West Point	72
Total Assists (342 ranked)				Yuri Collins, Saint Louis	201 Kenneth Jones, Loyola Maryland	117
Total Blocks (339 ranked)	Evan Taylor	137	3	28 Walker Kessler, Auburn	116 Keegan Records, Colgate	40
	Jeameril Wilson	286	7	20		
	Dominic Parolin	315	10	19		
Total Field Goal Attempts (350 ranked)	Evan Taylor	258	10	272 Bryce Hamilton, UNLV	431 Andrew Funk, Bucknell	405
				Darius McChes, Liberty	431	
Total Field Goals Made (346 ranked)	Evan Taylor	172	6	131 Darius McChes, Liberty	201 Javante McCoy, Boston U.	175
Total Minutes (350 ranked)	Evan Taylor	200	11	795.36 Jacob Gilyard, Richmond	990.49 Andrew Funk, Bucknell	945.56
Total Points (349 ranked)	Evan Taylor	212	6	358 Darius McChes, Liberty	589 Cam Spencer, Loyola Maryland	468
Total Rebounds (346 ranked)	Evan Taylor	243	6	151 Oscar Tshiebwe, Kentucky	382 Sukhmail Mathon, Boston U.	272
Total Steals (306 ranked)				Jacob Gilyard, Richmond	83 Cam Spencer, Loyola Maryland	57
Triple Doubles (2 ranked)				Walker Kessler, Auburn	2	

2021-22 CHARGES TAKEN

Season Leaders Nic Lynch (5) Reed Fenton (5) Jake Betlow (4) Tyler Whitney-Sidney (4) Jeameril Wilson (3) Evan Taylor (2) Keith Higgins Jr. (1)	vs. Columbia (11/23) Nic Lynch (1) 9:23 left in first half	at Maryland (12/28) Jeameril Wilson (1) 14:26 left in first half	at Bucknell (1/13) Tyler Whitney-Sidney (1) 15:44 left in second half	at Colgate (2/9) Tyler Whitney-Sidney (1) 19:45 left in second half
at Rutgers (11/10) Evan Taylor (1) 5:19 left in second half	vs. Saint Francis (11/28) Reed Fenton (1) 18:29 left in second half	at American (1/1) Jake Betlow (1) 9:40 left in second half	vs. Army (1/26) Jake Betlow (1) 7:38 left in second half	
vs. NJIT (11/13) Nic Lynch (1) 10:54 left in second half	at Yale (12/1) Nic Lynch (1) 11:04 left in first half	vs. Colgate (1/4) Reed Fenton (1) 5:33 left in second half	at Holy Cross (1/28) Jeameril Wilson (1) 14:14 left in first half	
at Monmouth (11/16) Reed Fenton (1) 11:33 left in second half	at UAlbany (12/21) Keith Higgins Jr. (1) 11:05 left in second half	at Army (1/7) Evan Taylor (1) 10:11 left in first half	vs. Navy (2/2) Reed Fenton (1) 11:38 left in first half	
at Merrimack (11/19) Tyler Whitney-Sidney (1) 9:11 left in second half		vs. Boston U. (2/5) Jake Betlow (1) 6:47 left in first half		

2021-22 DUNK COUNT

Season Leaders Jeameril Wilson (5) Reed Fenton (4) Evan Taylor (3) Tyler Whitney-Sidney (2) Dominic Parolin (1) Nic Lynch (1)	at Virginia (11/26) Jeameril Wilson (2) 16:24 left in second half	vs. UAlbany (12/21) Evan Taylor (1) 14:35 left in second half	vs. Colgate (1/4) Evan Taylor (1) 11:58 left in second half	vs. Loyola (1/16) Jeameril Wilson (1) 6:15 left in first half
at Rutgers (11/10) Reed Fenton (2) 14:47 left in first half 10:37 left in second half	vs. UMES (12/4) Jeameril Wilson (1) 15:04 left in first half	at American (1/1) Reed Fenton (1) 0:29 left in second half	at Bucknell (1/13) Nic Lynch (1) 5:36 left in first half	at Boston U. (1/19) Evan Taylor (1) 6:30 left in second half
	vs. Rutgers (11/10) Reed Fenton (2) 14:47 left in first half 10:37 left in second half		vs. Army (1/26) Tyler Whitney-Sidney (1) 13:17 left in second half	

THE LAST TIME A LEHIGH TEAM...

Scored 100+ points

vs. Saint Francis (Pa.) (12/12/16)

Lehigh won, 100-67

Scored 90+ points

at Bucknell (1/13/22)

Lehigh won, 97-64

Scored 80+ points

vs. Army West Point (1/26/22)

Lehigh won, 84-71

Allowed 90+ points

at Bucknell (1/31/21)

Lehigh lost, 92-68

Had five players in double figures

Whitney-Sidney - 19, Taylor - 16, Higgins Jr. - 13, Wilson - 12, Lynch - 11

vs. Army West Point (1/26/22)

Lehigh won, 84-71

Had two players score 15+ points

M. Wilson - 15, Betlow - 15

vs. Lafayette (2/12/22)

Lehigh lost, 73-69

Had two players score 20+ points

Taylor - 26, Lynch - 24

vs. Boston University (2/5/22)

Lehigh lost, 80-74

Shot 50% or better from the floor

53.2% (25-47) - vs. Lafayette (2/12/22)

Lehigh lost, 73-69

Shot 50% or better from three-point range

57.9 (11-19) - vs. Lafayette (2/12/22)

Lehigh lost, 73-69

Did not hit a three-pointer

0-for-13 - vs. Columbia (11/23/14)

Lehigh lost, 54-44

Played an overtime game

at Rutgers (11/10/21)

Lehigh lost, 73-70 (OT)

Played a double overtime game

vs. Loyola (1/24/18)

Lehigh lost, 91-88 (2OT)

Recorded 10 steals

15 - at Loyola (2/21/21)

Lehigh won, 76-72

Forced 20 turnovers

20 - vs. Loyola (3/3/20)

Lehigh won, 78-75

THE LAST TIME A LEHIGH PLAYER...

Recorded a double-double in points and rebounds

16 points, 13 rebounds - Jeameril Wilson

at Holy Cross (1/28/22)

Lehigh lost, 67-65

Recorded a double-double in points and assists

17 points, 10 assists - Kahron Ross

vs. Bucknell (2/25/15)

Lehigh won, 84-65

Scored 25+ points in a game

26 - Evan Taylor

vs. Boston University (2/5/22)

Lehigh lost, 80-74

Scored 35+ points in a game

36 - Lance Tejada

at Holy Cross (1/9/19)

Lehigh won, 99-94 (OT)

Recorded 5 or more steals in a game

5 - Marques Wilson

at Lafayette (1/3/21)

Lehigh lost, 82-70

Handed out 10 or more assists in a game

10 - Kyle Leufroy

at Yale (12/5/18)

Lehigh lost, 97-87

Handed out 5 or more assists in a game

5 - Ben Knostman

vs. Lafayette (2/12/22)

Lehigh lost, 73-69

Grabbed 10 or more rebounds in a game

13 - Jeameril Wilson

at Holy Cross (1/28/22)

Lehigh lost, 67-65

Blocked 5 or more shots in a game

5 - Jeameril Wilson

vs. Eastern (12/29/21)

Lehigh won, 70-63

Made 10+ three pointers in a game

10 - Lance Tejada

at Holy Cross (1/9/19)

Lehigh won, 99-94 (OT)

Made 5+ three-pointers in a game

6 - Keith Higgins Jr., 5 - Evan Taylor

at Bucknell (1/13/22)

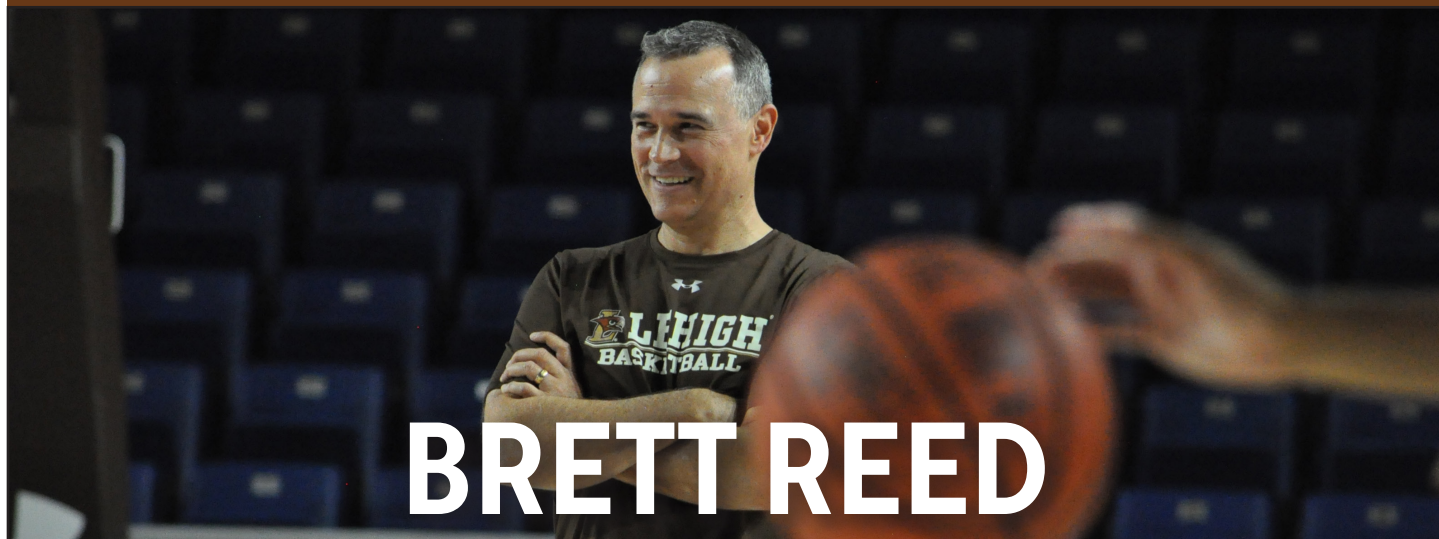
Lehigh won, 97-64

Hit a game-winning shot

Marques Wilson - long 3-pointer as buzzer sounded

vs. Lafayette (1/2/21)

Lehigh won, 90-89 (OT)



BRETT REED

Head Coach - 15th Season

The 2021-22 season is Dr. Brett Reed's 15th as the Murray H. Goodman '48 Head Men's Basketball Coach at Lehigh University. In 14 years on the sideline, Reed has become the winningest coach in Lehigh history and has won nearly 70 percent of his games at Stabler Arena.

During the 2012-13 season, Reed won his 100th career game and became the fastest coach to 100 wins in the history of the Patriot League. The same season, he also became the all-time winningest coach in school history. Early in the 2018-19 season, he reached 200 career victories. Reed is the Patriot League's second longest-tenured coach.

Reed owns a 55.3 career winning percentage, among the best in Patriot League history and second among active coaches. Reed's 233 overall wins, and 125 Patriot League victories, are both third in league history.

Reed has consistently won at Lehigh, eclipsing 20 wins three times in a four-year span from 2009-13, which also included three national postseason appearances. The Mountain Hawks twice won the Patriot League and advanced to the NCAA Tournament while advancing to the College Basketball Invitational in 2013. Lehigh reached back-to-back Patriot League Championship Games in 2016 and 2017, marking the third and fourth times in eight seasons the Mountain Hawks played in the title game. In 2018-19, Reed led Lehigh to 20 victories for the fifth time in 10 years, finishing in the top four of the league standings in nine of the last 10 seasons. Reed's teams have played their best basketball when it matters, posting a 22-2 record in February between 2016 and 2018 (9-0 in 2016, 6-2 in 2017 and 7-0 in 2018). The Mountain Hawks are 27-5 in February from 2016-19, 32-9 from 2016-20 and 65-40 in the month during Reed's head coaching career.

Lehigh has developed plenty of impressive talent in Reed's tenure, led by two-time All-American and Patriot League Player of the Year C.J. McCollum '13 who was selected 10th overall by the Portland Trail Blazers in the 2013 NBA Draft and has developed into an NBA star. McCollum has finished at or near the top 20 in the NBA in scoring each of the last three seasons (23.0 points per game in 2016-17, 21.4 in 2017-18, 21.0 in 2018-19 and 22.2 in 2019-20). Tim Kempton '17 was a two-time Patriot League Player of the Year, who was invited to play for the Milwaukee Bucks in the NBA Summer League following graduation, leading to a professional contract overseas. Reed has recruited at an extremely effective rate, as 19 alumni have signed pro contracts over his first 13 years as head coach.

Reed will be most remembered for the 2011-12 season, when the Mountain Hawks posted a school-record 27 wins, along with the program's third Patriot League Championship (and second in the three years). The highlight was a historic 75-70 NCAA Tournament win over Duke, becoming only the sixth No. 15 seed to ever beat a No. 2 seed and second in the same day (Norfolk State defeated Missouri just hours earlier). McCollum led the way with 30 points as Lehigh never trailed by more than five and was leading for much of the game. Mountain Hawks' largest lead came in the final minute (eight) as the squad always had an answer for the Blue Devils' runs.

That game helped put the Lehigh men's basketball program squarely on the map as over the ensuing days, the Mountain Hawks were featured in an endless number of national media outlets including SportsCenter, ESPN Radio, Fox Sports Radio, Sports Illustrated, USA Today and much more. The Mountain Hawks entered the following season ranked among the mid-major's best teams by numerous outlets. The 2011-12 season also featured a school record for nonleague wins (12), the Mountain Hawks shattered the program's previous wins record of 22 (also set by a Reed-led team). Along the way, Lehigh played tough against power conference foes, including NCAA Tournament No. 1 seed Michigan State when the Mountain Hawks held a 38-35 lead at the half.

The Mountain Hawks earned two more wins against power conference foes during the 2014-15 season as Lehigh took a big step forward in its quest to return to championship contention. The Mountain Hawks' season was highlighted by two wins over power conference opponents DePaul and Arizona State, and a tight loss to eventual No. 1 seed in the NCAA Tournament Villanova. The Mountain Hawks rebounded by winning seven-of-eight games midway through the Patriot League schedule. Late in the season, Lehigh dominated eventual regular season champion Bucknell to clinch a home game in the Patriot League Quarterfinals.

Several individuals took their play to new levels in 2014-15, highlighted by Kempton who was named the league's Player of the Year as just a sophomore. Along with Kempton, first-year Kahron Ross became the Mountain Hawks' fifth Patriot League Rookie of the Year in the previous nine seasons, along with Marquis Hall (2007), Rob Keefer (2008), McCollum (2010) and Kempton (2014). Ross set a single-game record with 14 assists in Lehigh's thrilling win at Arizona State.

Lehigh rebounded from a slow start in 2015-16 winning 11 straight games beginning in early February, tying the program's 90-year school record. The Mountain Hawks surged to the No. 2 seed in the league tournament and went on to host the quarterfinals, semifinals and championship game. It marked the sixth time in seven seasons that Lehigh has played at least one Patriot League Tournament game at home. The Mountain Hawks wrapped up an undefeated February, their first undefeated month since November of 1993. When all was said and done, Lehigh finished the season with a school-record 13 Patriot League victories.

Kempton and Ross were each named first team All-Patriot League, marking the first time in school history Lehigh has featured multiple first team honorees. Ross broke the school's single-season record for assists (194), previously held by Mackey McKnight. Kempton was also named Patriot League Player of the Year for the second straight season, becoming just the third player in league history to earn the honor twice before his senior season. The others were McCollum and Colgate's Adonal Foyle. As a team, Lehigh finished the season 15th nationally in three-point percentage (39.2).

The Mountain Hawks finished the 2016-17 season with a 20-12 record, tied for second in the league standings before defeating Colgate and Boston University in the Patriot League Tournament to reach their second straight title game. Among Lehigh's wins was an 87-73 win at Mississippi State, the program's first-ever victory over the SEC. The Mountain Hawks also defeated eventual Ivy League Champion Princeton as one of four wins over NCAA Tournament teams. Kempton led the league in points (20.4) and rebounds (10.4) and was named a Final Five Finalist for Kareem-Abdul Jabbar National Center of the Year. He also became Lehigh's first-ever participant in the 2017 Reese's® Division I College All-Star Game, going on to score a game-high 21 points.

In 2017-18, Lehigh graduated over 4,000 points and 1,600 rebounds from the previous year, but still found itself near the top of the league standings. The Mountain Hawks won eight straight games to end the regular season tied for third place in the league. Among the victories was a thrilling overtime win over Bucknell in early February, handing the eventual Patriot League Champion its last defeat until the NCAA Tournament. Lehigh finished the season 4-1 in overtime. Ross finished his career as the Lehigh and Patriot League all-time career leader for assists. He was named second team All-Patriot League, becoming the program's first-ever four-time All-League honoree. Ross also became the first student-athlete in program history to finish his career 4-0 at archrival Lafayette. In

one stretch, Lehigh exceeded 50 percent from three-point range in six straight games. The Mountain Hawks had double-digit makes in eight straight and 10-of-11, finishing the year 40.6 percent as a team, good for ninth nationally.

The hot shooting continued in 2018-19 as Lehigh knocked down 42.3 percent of its three-pointers, leading the nation and almost a full percent more than any other team in the country. It also marked a Patriot League record. The Mountain Hawks finished the year 20-11 and 12-6 in league play, their fifth straight season with 10+ Patriot League victories. Lehigh's 7-4 nonleague record was its best since 2011-12. Lance Tejada received All-League recognition for a second straight season, garnering first-team laurels for the first time. The Mountain Hawks did not lose two straight games all season, showing strong resiliency and an ability to bounce back. In the Patriot League Quarterfinals vs. Army, Lehigh came back from a double-figure second-half deficit to advance, marking the Mountain Hawks' third double-figure second-half comeback against the Black Knights of the season. In the Patriot League opener at Holy Cross, Lehigh erased an 18-point deficit to beat the Crusaders in overtime, the largest comeback in Reed's head coaching tenure. Tejada tied the program record for three-pointers with 10 in the victory, tying the mark set by Joe Knight and teammate Pat Andree. Less than a month later, Lehigh went on to erase a 19-point deficit at Army West Point.

The 2019-20 season saw the Mountain Hawks fight through some early struggles, but never quit and finished the season 6-3 over their final nine games. It included wins over three of the four eventual Patriot League semifinal teams, and a home Patriot League Tournament victory over Loyola. It was the 10th time in 11 seasons Lehigh hosted at least one PLT contest.

Another impressive season under Reed came in 2012-13 when the Mountain Hawks finished 21-10 and played in a national postseason tournament for a second straight season and third time in four years. Lehigh began the season 9-2, including an eight-game winning streak capped off by a 90-75 win at North Texas. McCollum went down with a season-ending injury at VCU on Jan. 5, but the Mountain Hawks wouldn't go away quietly. Lehigh posted a 10-4 record in league play to tie for second in the league standings. Reed picked up his 100th career win in style as the Mountain Hawks defeated Fairleigh Dickinson, 102-62. He went on to post his school record-breaking victory in a 72-43 win at Navy. Following the season, McCollum, the Patriot League's all-time leading scorer, became the first player in school history and second in league history selected in the NBA Draft.

Reed's first Patriot League Title as head coach came in 2009-10 when he led the Mountain Hawks to their second Patriot League Tournament Championship, first outright regular season league title, the most wins in school history (at the time) and the most-ever wins at Stabler Arena. The Mountain Hawks also led the Patriot League in scoring offense, scoring margin, three-point percentage, assist-to-turnover ratio and defensive rebounds. Their 220 made three-pointers established a new school record, later broken just four seasons later when Lehigh knocked down 235 in 2013-14. The 2009-10 team also set a mark for the most dominant run in the Patriot League Tournament's history, winning every game by 15 points or more. They also excelled in the classroom. Lehigh's starting five of Dave Buchberger, Zahir Carrington, Hall, McCollum and Gabe Knutson achieved an average grade point average of 3.2.

During Reed's second season at the helm in 2008-09 season, the Mountain Hawks continued to build upon the solid foundation established at the beginning of his Lehigh career. The accomplishments included the most overall road wins since 1991 and the school's first-ever victory over a Big East foe. Hall went onto become Lehigh's first-ever Patriot League Men's Basketball Scholar-Athlete of the Year, while Carrington was the school's first All-District selection since 1988.

In his first season as a collegiate head coach, Reed led the Mountain Hawks to the third most wins for a first-year headman in the 108-season history of Lehigh Basketball. Reed mentored the Mountain Hawks' second consecutive Patriot League Rookie of the Year in Keefer as Lehigh became the first school in the league to accomplish that feat. In addition, Reed oversaw a defensive unit that held league foe Bucknell to just 39 points on February 27, 2008 - the second fewest points ever allowed by the Brown and White since the inception of Patriot League play in 1990.

Reed has recruited and developed some excellent basketball talent over the course of his career at Lehigh. In addition to McCollum and several Rookie of the Year performers, there have been a host of others who have enjoyed individual accomplishments and recognition. Lehigh has also featured high-level performers in the classroom and community as well. Hall was named the Patriot League Scholar-Athlete of the Year in consecutive seasons while Knutson was a three-time Academic All-Patriot League performer. Andree and Jordan Cohen were named Academic All-League in 2017-18. Hall, McCollum and Kempton have been named finalists for the Senior CLASS Award while Knutson, Corey Schaefer, Austin Price and Tejada have been named candidates for the prestigious award.

Reed was named Lehigh's head coach on August 10, 2007. He had been an assistant at Lehigh for the previous five years, serving as associate head coach for the 2006-07 campaign.

Prior to his time at Lehigh, Reed served as the top assistant coach at High

REED'S ALL-TIME RECORD

Year	Record (Pct.)	PL	Home	Notables
2007-08	14-15 (.483)	7-7	11-4	
2008-09	15-14 (.517)	5-9	8-6	
2009-10	22-11 (.667)	10-4	15-2	PL Reg Season Championship PL Tourn. Championship NCAA Tournament
2010-11	16-15 (.516)	6-8	9-5	PL Semifinals
2011-12	27-8 (.771)	11-3	12-1	PL Tourn. Championship NCAA win over Duke
2012-13	21-10 (.678)	10-4	11-3	College Basketball Invitational
2013-14	14-18 (.438)	7-11	9-5	
2014-15	16-14 (.533)	10-8	8-5	Wins over DePaul, Arizona St.
2015-16	17-15 (.531)	13-5	10-6	Hosted PL Championship
2016-17	20-12 (.625)	12-6	12-2	2nd straight PL Champ Game
2017-18	16-14 (.533)	11-7	9-6	7-0 in February
2018-19	20-11 (.645)	12-6	11-3	
2019-20	11-21 (.344)	7-11	8-6	
2020-21	4-11 (.267)	4-10	1-5	
2021-22	9-17 (.346)	7-7	6-7	
Total	242-206 (.540)	132-106 (.555)	140-66 (.680)	

Point University in North Carolina for two seasons. Reed was an integral part of the coaching staff that led the Panthers to the Big South Championship Game in 2002. Included in that two-year period, Reed recruited a Big South Rookie of the Year and a Player of the Year.

Reed spent 1999-2000 as the Director of Basketball Operations at the University of North Carolina - Greensboro. He began his collegiate coaching career at Oakland (Mich.) Community College where he was an assistant for his father's program.

A native of Waterford, Michigan, Reed attended Eckerd College in St. Petersburg, Florida where he contributed at point guard and helped lead his team to a conference championship and NCAA Tournament appearance. Reed graduated with honors, earning his Bachelor's degree in 1995 before earning his Master's at Wayne State in 1998. In 2003, Reed received his Ph.D. from Wayne State University in Instructional Technology with a Cognate in Sports Administration. He is one of only two Division I men's basketball head coaches in the entire nation to have earned their doctorate degrees. Reed was also honored during his academic career with a number of awards including the prestigious Thomas C. Rumbell Fellowship.

Reed and his wife Kindra reside in Bethlehem with their sons Brendan and Calvin, and daughter Makenna.

WHAT THEY'RE SAYING ABOUT COACH REED

"Brett Reed is an excellent basketball coach. He has led the resurgence of Lehigh basketball and turned it into a power from the Patriot League. He's building a program that can withstand one of sport's ultimate challenges - the test of time. It is undoubtedly an impressive accomplishment."

- Mike Krzyzewski, Duke University and U.S. National Team Head Coach

"I've known Brett Reed for over 10 years, and was fortunate to have him on my staff and watch him develop as a coach. I strongly believe Brett is one of the best young coaches in the country. His performance in 2011-12 was as good as or better than anyone in our profession. He's an excellent basketball coach on the floor, has incredible demeanor on the sideline and has proven that he is a top-notch recruiter."

- Fran McCaffery, former Lehigh and current University of Iowa Head Coach

"I am very proud of the success Brett has enjoyed as the head men's basketball coach at Lehigh University. Brett is extremely intelligent, hard-working and passionate about the game of basketball and is a terrific role model for the young men in his program. I am excited for what Brett has been able to accomplish in his short time as the head coach at Lehigh and am confident that he will continue to be successful for many years to come."

- Billy Taylor, former Lehigh and Ball State Head Coach

"Brett Reed is respected by our student-athletes, he is an excellent teacher and communicator and has been an extremely productive recruiter. I admire his values, his work ethic, his energy and his devotion to our players, their education and their experience."

- Joe Sterrett, Lehigh Murray H. Goodman Dean of Athletics

2021-22 STARTING LINEUPS

Date	Opp.	G	G	G	F	C
11/10	at Rutgers	Knostman	M. Wilson	Taylor	J. Wilson	Parolin
11/13	vs. NJIT	Knostman	M. Wilson	Taylor	J. Wilson	Parolin
11/16	at Monmouth	Knostman	M. Wilson	Taylor	J. Wilson	Parolin
11/19	at Merrimack	Knostman	M. Wilson	Taylor	J. Wilson	Parolin
11/23	vs. Columbia	Knostman	M. Wilson	Taylor	J. Wilson	Parolin
11/26	at Virginia	Knostman	M. Wilson	Taylor	J. Wilson	Parolin
11/28	vs. Saint Francis	M. Wilson	Fenton	Taylor	J. Wilson	Parolin
12/1	at Yale	M. Wilson	Fenton	Taylor	Alamudun	Parolin
12/4	vs. Md. E. Shore	Knostman	Fenton	Taylor	J. Wilson	Parolin
12/21	vs. UAlbany	Knostman	Fenton	Taylor	J. Wilson	Lynch
12/28	at Maryland	Higgins Jr.	Fenton	Taylor	J. Wilson	Lynch
12/29	vs. Eastern	Higgins Jr.	Fenton	Taylor	J. Wilson	Lynch
1/1	at American	Higgins Jr.	Fenton	Taylor	J. Wilson	Lynch
1/4	vs. Colgate	Higgins Jr.	Whitney-Sidney	Taylor	J. Wilson	Lynch
1/7	at Army	Higgins Jr.	Whitney-Sidney	Taylor	J. Wilson	Lynch
1/10	vs. Holy Cross	Higgins Jr.	Whitney-Sidney	Taylor	J. Wilson	Lynch
1/13	vs. Bucknell	Higgins Jr.	Whitney-Sidney	Taylor	J. Wilson	Lynch
1/16	vs. Loyola	Higgins Jr.	Whitney-Sidney	Taylor	J. Wilson	Lynch
1/19	at Navy	Higgins Jr.	Whitney-Sidney	Taylor	J. Wilson	Lynch
1/22	at Boston U.	Higgins Jr.	Whitney-Sidney	Taylor	J. Wilson	Lynch
1/26	vs. Army	Higgins Jr.	Whitney-Sidney	Taylor	J. Wilson	Lynch
1/28	at Holy Cross	Higgins Jr.	Whitney-Sidney	Taylor	J. Wilson	Lynch
2/2	vs. Navy	Higgins Jr.	Whitney-Sidney	Taylor	J. Wilson	Lynch
2/5	vs. Boston U.	Higgins Jr.	Whitney-Sidney	Taylor	J. Wilson	Lynch
2/9	at Colgate	Higgins Jr.	Whitney-Sidney	Taylor	J. Wilson	Lynch
2/9	vs. Lafayette	Higgins Jr.	Whitney-Sidney	Taylor	J. Wilson	Lynch

TEAM GAME HIGHS

POINTS	97	at Bucknell (01/13/22)
	85	COLGATE (01/04/22)
	84	ARMY WEST POINT (01/26/22)
	79	COLUMBIA (11/23/21)
	77	HOLY CROSS (01/10/22)
FIELD GOALS MADE	37	at Bucknell (01/13/22)
	34	COLGATE (01/04/22)
FIELD GOAL ATTEMPTS	71	at Bucknell (01/13/22)
	68	COLGATE (01/04/22)
FIELD GOAL PERCENTAGE	.552 (32-58)	ARMY WEST POINT (01/26/22)
	.543 (25-46)	BOSTON U. (02/05/22)
3 PT FIELD GOALS MADE	18	at Bucknell (01/13/22)
	14	ARMY WEST POINT (01/26/22)
3 PT FG ATTEMPTS	34	at Bucknell (01/13/22)
	30	ARMY WEST POINT (01/26/22)
3 PT FG PERCENTAGE	.579 (11-19)	LAFAYETTE (02/12/22)
	.565 (13-23)	at Boston U. (01/22/22)
FREE THROWS MADE	20	at Navy (01/19/22)
	19	HOLY CROSS (01/10/22)
FREE THROW ATTEMPTS	31	at Navy (01/19/22)
	26	HOLY CROSS (01/10/22)
FREE THROW PERCENTAGE	1.000 (4-4)	at Virginia (11/26/21)
	.923 (12-13)	at Maryland (12/28/21)
REBOUNDS	44	HOLY CROSS (01/10/22)
	43	EASTERN (12/29/21)
	43	at Merrimack (11/19/21)
	43	at Rutgers (11/10/21)
ASSISTS	25	at Bucknell (01/13/22)
	21	ARMY WEST POINT (01/26/22)
STEALS	12	COLUMBIA (11/23/21)
	8	COLGATE (01/04/22)
BLOCKED SHOTS	9	EASTERN (12/29/21)
	8	at Navy (01/19/22)
TURNOVERS	22	at Rutgers (11/10/21)
	19	EASTERN (12/29/21)
	19	at Merrimack (11/19/21)
	19	NJIT (11/13/21)
FOULS	23	at Rutgers (11/10/21)
	22	NJIT (11/13/21)

INDIVIDUAL GAME HIGHS

Points	26	Taylor, Evan vs Boston U. (02/05/22)
	26	Higgins Jr., Keith at Bucknell (01/13/22)
	25	Taylor, Evan at American (01/01/22)
	24	Lynch, Nic vs Boston U. (02/05/22)
	23	Higgins Jr., Keith vs Colgate (01/04/22)
Field Goals Made	11	Taylor, Evan vs Boston U. (02/05/22)
	10	Higgins Jr., Keith at Bucknell (01/13/22)
	10	Taylor, Evan at American (01/01/22)
Field Goal Att.	17	Higgins Jr., Keith at Bucknell (01/13/22)
	17	Wilson, Marques at Rutgers (11/10/21)
FG Pct (min 5 made)	1.000 (9-9)	Wilson, Jeameril vs Colgate (01/04/22)
	.833 (5-6)	Parolin, Dominic vs Columbia (11/23/21)
3-Point FG Made	6	Higgins Jr., Keith at Bucknell (01/13/22)
	5	Taylor, Evan at Bucknell (01/13/22)
	5	Betlow, Jake vs UMES (12/04/21)
	5	Fenton, Reed vs UMES (12/04/21)
3-Point FG Att.	9	Higgins Jr., Keith at Bucknell (01/13/22)
	8	Taylor, Evan vs Army West Point (01/26/22)
	8	Taylor, Evan at Bucknell (01/13/22)
	8	Higgins Jr., Keith vs Eastern (12/29/21)
	8	Fenton, Reed vs UMES (12/04/21)
	8	Betlow, Jake vs UMES (12/04/21)
3-Pt FG Pct (min 2 made)	1.000 (4-4)	Wilson, Jeameril at Boston U. (01/22/22)
	1.000 (3-3)	Higgins Jr., Keith at Holy Cross (01/28/22)
	1.000 (2-2)	Alamudun, Jakob vs Lafayette (02/12/22)
	1.000 (2-2)	Lynch, Nic vs Boston U. (02/05/22)
	1.000 (2-2)	Lynch, Nic vs Navy (02/02/22)
	1.000 (2-2)	Lynch, Nic vs Loyola Maryland (01/16/22)
	1.000 (2-2)	Wilson, Jeameril vs Colgate (01/04/22)
	1.000 (2-2)	Wilson, Jeameril vs Eastern (12/29/21)
Free Throws Made	8	Lynch, Nic vs Boston U. (02/05/22)
	7	Higgins Jr., Keith vs Eastern (12/29/21)
Free Throw Att.	10	Whitney-Sidney, Tyler at Navy (01/19/22)
	9	Taylor, Evan at Navy (01/19/22)
FT Pct (min 3 made)	1.000 (8-8)	Lynch, Nic vs Boston U. (02/05/22)
	1.000 (6-6)	Lynch, Nic vs Albany (NY) (12/21/21)
	1.000 (5-5)	Lynch, Nic vs Saint Francis (PA) (11/28/21)
	1.000 (4-4)	Lynch, Nic vs Lafayette (02/12/22)
	1.000 (4-4)	Lynch, Nic vs Navy (02/02/22)
	1.000 (4-4)	Parolin, Dominic vs Holy Cross (01/10/22)
	1.000 (4-4)	Fenton, Reed vs Colgate (01/04/22)
	1.000 (4-4)	Alamudun, Jakob at Maryland (12/28/21)
	1.000 (3-3)	Betlow, Jake vs Lafayette (02/12/22)
	1.000 (3-3)	Betlow, Jake vs Boston U. (02/05/22)
	1.000 (3-3)	Wilson, Jeameril at Maryland (12/28/21)
	1.000 (3-3)	Parolin, Dominic vs UMES (12/04/21)
	1.000 (3-3)	Lynch, Nic at Monmouth (11/16/21)
Rebounds	14	Parolin, Dominic at Rutgers (11/10/21)
	13	Wilson, Jeameril at Holy Cross (01/28/22)
Assists	9	Higgins Jr., Keith at Bucknell (01/13/22)
	8	Higgins Jr., Keith at Boston U. (01/22/22)
Steals	3	Wilson, Marques vs Lafayette (02/12/22)
	3	Higgins Jr., Keith at American (01/01/22)



0 JAKOB ALAMUDUN

Jr. • Forward • 6-6 • History
Huntington Beach, Calif. • Marina

CAREER HIGHS

Category	Total	Latest
Points	19	vs. Cairn (11/12/19)
Rebounds	11	vs. Lafayette (1/2/21)
Assists	3	at Navy (1/2/20)
Minutes	32	vs. Lafayette (1/2/21)
Steals	2	at Bucknell (1/31/21)
Blocks	1	at Columbia (11/30/19)
Field Goals	6	vs. Lafayette (1/2/21)
FG Att.	9	vs. Cairn (11/12/19)
3-Point FG	3	vs. Cairn (11/12/19)
3-Point Att.	5	vs. Cairn (11/12/19)
Free Throws	4	at Boston U. (3/3/21)
FT Att.	5	vs. Lafayette (1/25/20)

2021-22 SEASON HIGHS

Category	Total	Latest
Points	10	vs. Columbia (11/23/21)
Rebounds	4	at Rutgers (11/10/21)
Assists	2	at Virginia (11/26/21)
Minutes	17	vs. Columbia (11/23/21)
Steals	1	at Maryland (12/28/21)
Blocks		
Field Goals	4	vs. Columbia (11/23/21)
FG Att.	8	vs. Columbia (11/23/21)
3-Point FG	2	vs. Lafayette (2/12/22)
3-Point Att.	3	vs. Saint Francis (11/28/21)
Free Throws	3	vs. Saint Francis (11/28/21)
FT Att.	4	vs. Saint Francis (11/28/21)

MISC. CAREER STATS

Category	Total	Latest
Double-Figure Pts.	5	vs. Columbia (11/23/21)
20+ Point Games		
5+ assists		
10+ rebounds		
Double-Doubles	2	vs. Lafayette (1/2/21)

MISC. SEASON STATS

Category	Total	Latest
Double-Figure Pts.	2	vs. Columbia (11/23/21)
20+ Point Games		
5+ assists		
10+ rebounds		
Double-Doubles		

2021-22 UPDATE

- Knocked down a pair of big second-half 3-pointers vs. Lafayette (2/12).
- Scored two points and grabbed a rebound at Boston University (1/22).
- Posted a rebound and assist in win at Navy (1/19).
- Had four points, two rebounds and a steal at Maryland (12/28).
- Knocked down a 3-pointer vs. UAlbany (12/21).
- Making first start of the season, tallied six points, two rebounds and an assist at Yale (12/1). Shot 3-of-4 from the field.
- Scored six points while adding three rebounds vs. Saint Francis (11/28).
- Tallied four points, three rebounds and two assists at Virginia (11/26).
- Finished with 10 points (eight in the first half) in win over Columbia (11/23). Added two assists, a rebound and steal.
- Posted two points, two rebounds and an assist at Merimack (11/19).
- Recorded two points, two rebounds and an assist in the home opener vs. NJIT (11/13).
- Scored 10 points on 4-of-4 shooting and 2-of-2 from the free throw line in the season opener at Rutgers (11/10). Grabbed four rebounds.



BEFORE LEHIGH

Was a four-time first team All-League honoree as a standout at Marina High School in California ... Also named 2019 league MVP ... As a junior, averaged 21.4 points, 8.6 rebounds and 2.5 assists per game, making 87.4 percent of his free throws ... Finished fourth in Orange County in both scoring and rebounding ... Named to the 2018 and 2019 All-CIF teams, making the state playoffs each year as well ... Garnered first team Los Angeles Times Daily Pilot Boys Dream Team recognition ... Named Daily Pilot Orange County Player of the Year ... In 2018 and 2019, garnered third team All-Orange County recognition ... Named to the 2017-18 Prep Hoops SoCal Most Improved List ... Had multiple 15+ rebound performances, including a 30-point, 25-rebound effort in the Jim Harris Memorial Tournament of Champions ... One of Orange County's most productive players,

GAME-BY-GAME STATS

				Total		3-Pointers		Free throws		Rebounds											
Opponent	Date	gs	min	fg-fga	pct	3fg-fga	pct	ft-fa	pct	off	def	tot	avg	pf	a	t/o	blk	stl	pts	avg	
at Rutgers	11/10/21	14	4-4	1.000	0-0	.000	2-2	1.000	0	4	4	4.0	2	0	1	0	0	10	10.0		
NJIT	11/13/21	12	1-6	.167	0-2	.000	0-0	.000	1	0	1	2.5	1	2	0	0	0	2	6.0		
at Merrimack	11/19/21	11	1-2	.500	0-0	.000	0-0	.000	0	2	2	2.3	1	1	1	0	0	2	4.7		
COLUMBIA	11/23/21	17	4-8	.500	1-1	1.000	1-2	.500	1	0	1	2.0	1	2	0	0	1	10	6.0		
at Virginia	11/26/21	12	2-5	.400	0-1	.000	0-0	.000	1	2	3	2.2	3	2	0	0	0	4	5.6		
SAINT FRANCIS (PA)	11/28/21	12	1-6	.167	1-3	.333	3-4	.750	1	2	3	2.3	1	0	1	0	0	6	5.7		
at Yale	12/01/21	*	17	3-4	.750	0-1	.000	0-0	.000	0	2	2	2.3	3	1	1	0	0	6	5.7	
ALBANY (NY)	12/21/21	9	1-2	.500	1-1	1.000	0-0	.000	0	0	0	2.0	0	0	0	0	0	3	5.4		
at Maryland	12/28/21	9	0-4	.000	0-1	.000	4-4	1.000	0	2	2	2.0	1	0	2	0	1	4	5.2		
EASTERN	12/29/21	2	0-0	.000	0-0	.000	0-0	.000	0	1	1	1.9	0	0	0	0	0	0	4.7		
at American	01/01/22	2	0-0	.000	0-0	.000	0-0	.000	0	0	0	1.7	0	0	0	0	0	0	4.3		
COLGATE	01/04/22	2	0-1	.000	0-0	.000	0-0	.000	0	1	1	1.7	0	0	1	0	0	0	3.9		
at Army West Point	01/07/22	4	0-1	.000	0-1	.000	0-0	.000	0	0	0	1.5	2	0	0	0	0	0	3.6		
at Bucknell	01/13/22	4	0-1	.000	0-1	.000	0-0	.000	0	0	0	1.4	0	0	0	0	0	0	3.4		
at Navy	01/19/22	2	0-1	.000	0-1	.000	0-0	.000	0	1	1	1.4	0	1	0	0	0	0	3.1		
at Boston U.	01/22/22	4	1-1	1.000	0-0	.000	0-0	.000	0	1	1	1.4	1	0	0	0	0	2	3.1		
at Colgate	02/09/22	3	0-0	.000	0-0	.000	0-0	.000	0	1	1	1.4	0	0	1	0	0	0	2.9		
LAFAYETTE	02/12/22	9	2-2	1.000	2-2	1.000	0-0	.000	0	0	0	1.3	0	0	1	0	0	6	3.1		
Totals		1	145	20-48	.417	5-15	.333	10-12	.833	4	19	23	1.3	16	8	11	0	2	55	3.1	

Games played: 18
Minutes/game: 8.1
Points/game: 3.1
FG Pct: 41.7

Rebounds/game: 1.3
Assists/game: 0.4
Turnovers/game: 0.6
Assist/turnover ratio: 0.7

Career Stats

			Total		3-Point		F-Throws		Rebounds										Scoring	
Season	gp-gs	min/avg	fg-fga	pct	fg-fga	pct	ft-fa	pct	off	def	tot	avg	pf	fo	ast	to	blk	stl	pts	avg
2019-20	26-2	361/13.9	34-106	.321	6-27	.222	29-33	.879	10	52	62	2.4	40	0	13	31	3	9	103	4.0
2020-21	13-2	169/13.0	16-33	.485	0-3	.000	8-14	.571	8	24	32	2.5	18	0	8	15	0	7	40	3.1
2021-22	18-1	145/8.1	20-48	.417	5-15	.333	10-12	.833	4	19	23	1.3	16	0	8	11	0	2	55	3.1
TOTAL	57-5	675/11.8	70-187	.374	11-45	.244	47-59	.797	22	95	117	2.1	74	0	29	57	3	18	198	3.5



1 JEAMERIL WILSON

Sr. • Forward • 6-7 • Finance
Chicago, Ill. • Woodstock Academy

CAREER HIGHS

Category	Total	Latest
Points	20	vs. Colgate (1/4/22)
Rebounds	15	at Lafayette (2/8/20)
Assists	5	vs. Army (1/26/22)
Minutes	38	at Navy (1/19/22)
Steals	3	vs. Loyola (3/3/20)
Blocks	5	vs. Eastern (12/29/21)
Field Goals	8	at Army (2/15/20)
FG Att.	15	at Boston U. (3/3/21)
3-Point FG	4	vs. Saint Francis (11/28/21)
3-Point Att.	6	at Army (2/15/20)
Free Throws	6	vs. Army (3/7/19)
FT Att.	8	at Holy Cross (1/24/21)

2021-22 SEASON HIGHS

Category	Total	Latest
Points	20	vs. Colgate (1/4/22)
Rebounds	13	at Holy Cross (1/28/22)
Assists	5	vs. Army (1/26/22)
Minutes	38	at Navy (1/19/22)
Steals	2	vs. Lafayette (2/12/22)
Blocks	5	vs. Eastern (12/29/21)
Field Goals	8	at Monmouth (11/16/21)
FG Att.	13	at Merrimack (11/19/21)
3-Point FG	4	vs. Saint Francis (11/28/21)
3-Point Att.	5	vs. Saint Francis (11/28/21)
Free Throws	5	vs. NJIT (11/13/21)
FT Att.	7	vs. NJIT (11/13/21)

MISC. CAREER STATS

Category	Total	Latest
Double-Figure Pts.	48	at Colgate (2/9/22)
20+ Point Games	4	vs. Colgate (1/4/22)
5+ assists	2	vs. Army (1/26/22)
10+ rebounds	5	at Holy Cross (1/28/22)
Double-Doubles	4	at Holy Cross (1/28/22)

MISC. SEASON STATS

Category	Total	Latest
Double-Figure Pts.	17	at Colgate (2/9/22)
20+ Point Games	3	vs. Colgate (1/4/22)
5+ assists	2	vs. Army (1/26/22)
10+ rebounds	2	at Holy Cross (1/28/22)
Double-Doubles	2	at Holy Cross (1/28/22)

2021-22 UPDATE

- Recorded five points, five rebounds, three assists and two steals vs. Lafayette (2/12).
 - Posted 11 points, three rebounds, three assists and two blocks at Colgate (2/9).
 - Tallied 10 points, five rebounds and four assists vs. Boston University (2/5).
 - Four points, three rebounds and two assists vs. Navy (2/2).
 - Finished with 16 points and 13 rebounds at Holy Cross (1/28), marking second double-double of season and fourth of career.
 - Posted 12 points, six rebounds, five assists (to tie a career high) and a steal vs. Army West Point (1/26).
 - Scored 18 points (11 coming in the first half) on 6-of-10 shooting at Boston University (1/22). Added eight rebounds, two blocks and an assist.
 - Impressed with first double-double of season (and third of career), posting 11 points and 10 rebounds in win at Navy (1/19).
 - Tallied 11 points (all in the first half) vs. Loyola (1/16). Shot 5-of-7 from the floor while adding five rebounds and four assists.
 - Finished with four points, three rebounds and two assists at Bucknell (1/13).
 - Six points, four rebounds, three assists and a block vs. Holy Cross (1/10).
 - Posted six points, two assists and a rebound at Army West Point (1/7). Was 2-of-4 from 3-point range.
 - Impressive effort vs. Colgate (1/4), tying a career-high 20 points in 22 minutes, while adding a career-high five assists. Was a game-high +16 and shot 9-of-9 from the floor. It was the most makes by a Mountain Hawk without a miss since Tim Kempton was 9-of-9 vs. American on Mar. 5, 2015.
 - Recorded eight points, six rebounds, an assist and block in win at American (1/1).
 - Had 12 points, five rebounds, two assists and a career-high five blocks against Eastern (12/29). Shot 5-of-7 from the field, including 2-of-2 from 3-point range. Five blocks were most by a Lehigh player since Tim Kempton in March of 2017.
 - Posted 17 points, five rebounds and two assists at Maryland (12/28).
 - Finished with 13 points (11 in the second half) vs. UAlbany (12/21), shooting 6-of-9 from the floor. Added two rebounds, two assists and two blocks.
 - Scored 10 points while adding five rebounds and an assist vs. Maryland Eastern Shore (12/4).
 - Recorded four points, four rebounds and a steal at Yale (12/1).
 - Tied a career-high 20 points in just 26 minutes vs. Saint Francis (11/28), knocking down 7-of-9 from the field, including 4-of-5 from 3-point range. The five made threes marked a career high.
 - Finished with eight points, four rebounds and an assist at Virginia (11/26).
 - Fourth straight game with double-figure points, posting 12 points, four rebounds, two assists and a block in win over Columbia (11/23).
 - Career effort at Monmouth (11/16), tying career highs in points (20) and assists (4) while adding six rebounds, a block and steal. Fourteen of his points came in the first half. Shot 8-of-10 from the field, including 2-of-3 from 3-point range.
 - Posted 13 points on 4-of-7 shooting while adding five rebounds, two steals and a block vs. NJIT (11/13).
 - Had three points, four rebounds and two assists in the season opener at Rutgers (11/10).



BEFORE LEHIGH

Hybrid forward, who graduated from Notre Dame College Prep in Chicago in 2017, playing for Coach Tom Les ... After graduation from Notre Dame, attended Woodstock Academy in Connecticut and play for Coach Tony Bergeron ... Woodstock plays a national schedule against some of the top prep schools in the country ... Named All-Tournament in every holiday tournament senior year ... Team's Defensive Player of the Year ... Illinois State Playoffs Elite 8 ... Invited to several Chicago/Chicagoand All-Star games ... Winningest player in Notre Dame College Prep history (101 wins) ... Featured in Chicago Tribune as Athlete of the Month nominee ... Led Notre Dame to a 26-6 record and a top-20 finish in the state ... In March of 2017, scored a game-high 18 points, 13 in the second half to help Notre Dame past Niles North in the regional final ... Named team captain, first team All-Conference honoree and the team's Co-Most Valuable Player, averaging 14.3 points and 7.3 rebounds along with three assists and one steal ... Among many accolades was an Illinois High School Association Scholastic Achievement Award, Notre Dame College Prep's Faith, Scholarship and Service Award and an Ambassador of the Year Award ... Also played AAU on the prestigious Under Armour circuit for the Wisconsin Playground Warriors and Coach Mike Weinstein.

GAME-BY-GAME STATS

Opponent	Date	gs	min	Total		3-Pointers		Free throws		Rebounds											
				fg-fga	pct	3fg-3fga	pct	ft-fta	pct	off	def	tot	avg	pf	a	lo	blk	ats	pts	avg	
at Rutgers	11/10/21	*	24	1-3	.333	0-1	.000	1-2	.500	1	3	4	4.0	1	2	4	0	0	3	3.0	
NJIT	11/13/21	*	26	4-7	.571	0-1	.000	5-7	.714	1	4	5	4.5	1	0	1	1	2	13	8.0	
at Monmouth	11/16/21	*	32	8-10	.800	2-3	.667	2-2	1.000	0	6	6	5.0	3	4	4	1	1	20	12.0	
at Merrimack	11/19/21	*	29	6-13	.462	0-1	.000	0-0	.000	2	7	9	6.0	1	0	5	1	0	12	12.0	
COLUMBIA	11/23/21	*	23	4-9	.444	0-2	.000	4-5	.800	0	4	4	5.6	3	2	3	1	0	12	12.0	
at Virginia	11/26/21	*	25	4-8	.500	0-1	.000	0-0	.000	0	4	4	5.3	0	1	2	0	0	8	11.3	
SAINT FRANCIS (PA)	11/28/21	*	26	7-9	.778	4-5	.800	2-3	.667	0	2	2	4.9	1	2	1	0	0	20	12.6	
at Yale	12/01/21	*	18	2-4	.500	0-2	.000	0-1	.000	0	4	4	4.8	2	0	3	0	1	4	11.5	
UMES	12/04/21	*	24	4-7	.571	0-1	.000	2-4	.500	1	4	5	4.8	3	1	2	0	0	10	11.3	
ALBANY (NY)	12/12/21	*	25	6-9	.667	1-3	.333	0-1	.000	0	2	2	4.5	4	2	2	2	0	13	11.5	
at Maryland	12/28/21	*	32	6-13	.462	2-6	.333	3-3	1.000	1	4	5	4.5	0	2	0	0	0	17	12.0	
EASTERN	12/29/21	*	35	5-7	.714	2-2	1.000	0-0	.000	0	5	5	4.6	0	2	5	5	0	12	12.0	
at American	01/01/22	*	24	4-8	.500	0-2	.000	0-0	.000	2	4	6	4.7	3	1	4	1	0	8	11.7	
COLGATE	01/04/22	*	22	9-9	1.000	2-2	1.000	0-0	.000	0	4	4	4.6	3	5	3	0	1	20	12.3	
at Army West Point	01/07/22	*	22	2-6	.333	2-4	.500	0-0	.000	0	1	1	4.4	2	2	0	0	0	6	11.9	
HOLY CROSS	01/10/22	*	34	2-8	.250	1-3	.333	1-4	.250	2	2	4	4.4	2	3	2	1	0	6	11.5	
at Bucknell	01/13/22	*	28	2-7	.286	0-2	.000	0-0	.000	0	3	3	4.3	3	2	0	0	0	4	11.1	
LOYOLA MARYLAND	01/16/22	*	34	5-7	.714	0-1	.000	1-2	.500	1	4	5	4.3	1	4	2	1	0	11	11.1	
at Navy	01/19/22	*	38	4-12	.333	2-4	.500	1-2	.500	2	8	10	4.6	2	2	2	0	0	11	11.1	
at Boston U.	01/22/22	*	36	6-10	.600	4-4	1.000	2-2	1.000	2	6	8	4.8	2	1	3	2	0	18	11.4	
ARMY WEST POINT	01/26/22	*	34	5-10	.500	2-5	.400	0-0	.000	0	6	6	4.9	4	5	3	0	1	12	11.4	
at Holy Cross	01/28/22	*	32	6-12	.500	2-4	.500	2-4	.500	2	11	13	5.2	1	2	1	1	0	16	11.6	
NAVY	02/02/22	*	22	1-7	.143	0-4	.000	2-2	1.000	0	3	3	5.1	2	2	3	1	0	4	11.3	
BOSTON U.	02/05/22	*	29	4-8	.500	1-2	.500	1-2	.500	0	5	5	5.1	3	4	4	0	0	10	11.3	
at Colgate	02/09/22	*	32	5-8	.625	1-1	1.000	0-0	.000	0	3	3	5.0	1	3	0	2	0	11	11.2	
LAFAYETTE	02/12/22	*	30	2-6	.333	1-3	.333	0-0	.000	0	5	5	5.0	2	3	3	0	2	5	11.0	
Totals			25	736	114-217	.525	29-69	.420	29-46	.630	17	114	131	5.0	50	57	62	20	8	286	11.0

Games played: 26
 Minutes/game: 28.3
 Points/game: 11.0

Rebounds/game: 5.0
 Assists/game: 2.2
 Turnovers/game: 2.4

Career Stats

			Total		3-Point		F-Throws		Rebounds											Scoring	
Season	gp-gs	min/avg	fg-fga	pct	fg-fga	pct	ft-fa	pct	off	def	tot	avg	pf	fo	ast	to	blk	stl	pts	avg	
2018-19	31-3	510/16.5	52-94	.553	9-18	.500	36-45	.800	21	61	82	2.6	63	0	23	36	11	12	149	4.8	
2019-20	32-29	925/28.9	128-245	.522	31-81	.383	51-68	.750	38	133	171	5.3	72	1	41	72	22	25	338	10.6	
2020-21	13-4	331/25.5	43-95	.453	10-27	.370	15-26	.577	14	48	62	4.8	22	0	25	19	1	7	111	8.5	
2021-22	26-25	736/28.3	114-217	.525	29-69	.420	29-46	.630	17	114	131	5.0	50	0	57	62	20	8	286	11.0	
TOTAL	102-61	2502/24.5	337-651	.518	79-195	.405	131-185	.708	90	356	446	4.4	207	1	146	189	54	52	884	8.7	



2 JAKE BETLOW

Jr. • Guard • 6-2 • Finance
Mendham, N.J. • St. Benedict's

CAREER HIGHS

Category	Total	Latest
Points	15	vs. Lafayette (2/12/22)
Rebounds	3	at Bucknell (1/16/21)
Assists	3	vs. Eastern (12/29/21)
Minutes	28	vs. Eastern (12/29/21)
Steals	2	vs. Lafayette (1/25/20)
Blocks		
Field Goals	5	vs. UMES (12/4/21)
FG Att.	8	vs. UMES (12/4/21)
3-Point FG	5	vs. UMES (12/4/21)
3-Point Att.	8	vs. UMES (12/4/21)
Free Throws	3	vs. Lafayette (2/12/22)
FT Att.	4	vs. Eastern (12/29/21)

2021-22 SEASON HIGHS

Category	Total	Latest
Points	15	vs. Lafayette (2/12/22)
Rebounds	2	vs. Lafayette (2/12/22)
Assists	3	vs. Eastern (12/29/21)
Minutes	28	vs. Eastern (12/29/21)
Steals	1	vs. Lafayette (2/12/22)
Blocks		
Field Goals	5	vs. UMES (12/4/21)
FG Att.	8	vs. UMES (12/4/21)
3-Point FG	5	vs. UMES (12/4/21)
3-Point Att.	8	vs. UMES (12/4/21)
Free Throws	3	vs. Lafayette (2/12/22)
FT Att.	4	vs. Eastern (12/29/21)

MISC. CAREER STATS

Category	Total	Latest
Double-Figure Pts.	3	vs. Lafayette (2/12/22)
20+ Point Games		
5+ assists		
10+ rebounds		
Double-Doubles		

MISC. SEASON STATS

Category	Total	Latest
Double-Figure Pts.	2	vs. Lafayette (2/12/22)
20+ Point Games		
5+ assists		
10+ rebounds		
Double-Doubles		

2021-22 UPDATE

- Tied a career-high 15 points (all coming in the second half) in monster effort vs. Lafayette (2/12). Finished 4-of-5 from 3-point range and 3-of-3 from the free throw line. Added two rebounds, an assist and steal.
- Knocked down three late free throws vs. Boston University (2/5).
- Finished with five points (all in the second half) vs. Navy (2/2), including two big free throws late as part of the Mountain Hawks' 20-2 run to end the game.
- Had a four-point play with eight seconds remaining at Holy Cross (1/28) to give the Mountain Hawks a chance until the end.
- Opened the scoring vs. Army West Point (1/26) with a 3-pointer a minute in.
- Knocked down a pair of big 3-pointers in the span of 1:03 late in the second half to get Lehigh back within three at Boston University (1/22).
- Scored seven points in big win at Navy (1/19), coming consecutively in a key moment in the first half. Was 3-of-4 from the floor, including 1-of-2 from 3-point range.
- Had a 3-pointer and dished an assist at Bucknell (1/13).
- Assist and rebound at Army West Point (1/7).
- Knocked down a 3-pointer in big win vs. Colgate (1/4).
- Finished with five points, two rebounds and a career-high tying three assists vs. Eastern (12/29). Tied a career-high 28 minutes played.
- Tallied an assist and rebound vs. UAlbany (12/21).
- Scored career-high 15 points, shooting 5-of-8 from 3-point range vs. Maryland Eastern Shore (12/4). Also had two assists without turning the ball over.
- Recorded three points, a rebound and assist while finishing +7 (plus/minus) at Yale (12/1). Played a season-high 18 minutes.
- Dished a pair of assists vs. Saint Francis (11/28).
- Posted three points, a rebound, assist and steal at Virginia (11/26).
- Hit only field goal attempted (a 3-pointer) in season opener vs. NJIT (11/13).
- Knocked down a big late first-half 3-pointer in the season opener at Rutgers (11/10).



BEFORE LEHIGH

Standout throughout high school career, most recently playing at St. Benedict's in New Jersey and helping his team to an unprecedented 12th State Prep A championship title in 2017-18 ... St. Benedict's was ranked as high as No. 3 in the nation during the season, while being named the No. 1 Independent/Prep Team in the state ... Finished the season earning All-Prep honors ... As a senior, served as team captain and ranked among the top 10 seniors in New Jersey ... In freshman and sophomore years, was part of two teams that combined for a 47-9 record ... During that stretch, won the Somerset County Tournament and advanced to the South Jersey, Non-Public B final ... Led Gil St. Bernard with 81 three-pointers and was second on the team with a 12.2 points per game average as a freshman ... Named MVP of the Somerset County Championship and garnered first team All-County Tournament Team recognition, first team All-State freshman honors (by NJ Hoops/Rivals.com), first team All-Conference and honorable mention All-New Jersey (one of only two freshmen named in New Jersey) ... Named second team All-Area by Courier News and NJ Freshman of the Year by The Star Ledger ... As a sophomore, went on to lead Montverde to a 22-4 record, which included finishing as runners-up in the Dicks National High School Basketball Championship.

GAME-BY-GAME STATS

				Total		3-Pointers		Free throws		Rebounds											
Opponent	Date	gs	min	fg-fga	pct	3fg-fga	pct	ft-fa	pct	off	def	tot	avg	pf	a	t/o	blk	stl	pts	avg	
at Rutgers	11/10/21	4	1-2	.500	1-2	.500	0-0	.000	0	0	0	0.0	1	0	0	0	0	0	3	3.0	
NJIT	11/13/21	5	1-1	1.000	1-1	1.000	0-0	.000	0	0	0	0.0	0	0	0	0	0	0	3	3.0	
at Virginia	11/26/21	9	1-3	.333	1-3	.333	0-0	.000	0	1	1	0.3	1	1	1	0	1	3	3.0		
SAINT FRANCIS (PA)	11/28/21	5	0-1	.000	0-1	.000	0-0	.000	0	0	0	0.0	0	2	0	0	0	0	0	2.3	
at Yale	12/01/21	18	1-5	.200	1-5	.200	0-0	.000	0	1	1	0.4	2	1	0	0	0	0	3	2.4	
UMES	12/04/21	24	5-8	.625	5-8	.625	0-0	.000	0	1	1	0.5	1	2	0	0	0	0	15	4.5	
ALBANY (NY)	12/21/21	16	0-3	.000	0-3	.000	0-0	.000	0	1	1	0.6	2	1	1	0	0	0	0	3.9	
at Maryland	12/28/21	14	0-3	.000	0-3	.000	0-0	.000	0	1	1	0.6	2	0	0	0	0	0	0	3.4	
EASTERN	12/29/21	28	1-5	.200	1-4	.250	2-4	.500	0	2	2	0.8	0	3	1	0	0	0	5	3.6	
at American	01/01/22	17	0-0	.000	0-0	.000	0-0	.000	0	1	1	0.8	0	1	2	0	0	0	0	3.2	
COLGATE	01/04/22	11	1-2	.500	1-2	.500	0-0	.000	0	0	0	0.7	1	0	1	0	0	0	3	3.2	
at Army West Point	01/07/22	16	0-4	.000	0-4	.000	0-2	.000	0	1	1	0.8	1	1	1	0	0	0	0	2.9	
HOLY CROSS	01/10/22	2	0-0	.000	0-0	.000	0-0	.000	0	0	0	0.7	1	0	0	0	0	0	0	2.7	
at Bucknell	01/13/22	3	1-1	1.000	1-1	1.000	0-0	.000	0	0	0	0.6	1	0	0	0	0	0	3	2.7	
LOYOLA MARYLAND	01/16/22	5	0-1	.000	0-1	.000	1-3	.333	0	0	0	0.6	0	0	0	0	0	0	1	2.6	
at Navy	01/19/22	10	3-4	.750	1-2	.500	0-0	.000	0	0	0	0.6	1	0	1	0	0	0	7	2.9	
at Boston U.	01/22/22	9	2-3	.667	2-3	.667	0-0	.000	0	0	0	0.5	3	1	0	0	0	0	6	3.1	
ARMY WEST POINT	01/26/22	12	1-4	.250	1-3	.333	0-0	.000	0	0	0	0.5	0	2	0	0	0	0	3	3.1	
at Holy Cross	01/28/22	8	1-3	.333	1-3	.333	1-1	1.000	0	0	0	0.5	0	1	0	0	0	0	4	3.1	
NAVY	02/02/22	13	1-3	.333	1-3	.333	2-2	1.000	1	0	1	0.5	2	0	1	0	0	0	5	3.2	
BOSTON U.	02/05/22	5	0-1	.000	0-1	.000	3-3	1.000	0	0	0	0.5	0	0	1	0	0	0	3	3.2	
at Colgate	02/09/22	8	0-2	.000	0-2	.000	0-0	.000	0	0	0	0.5	1	1	0	0	0	0	0	3.0	
LAFAYETTE	02/12/22	25	4-6	.667	4-5	.800	3-3	1.000	1	1	2	0.5	4	1	1	0	1	1	15	3.6	
Totals		0	267	24-65	.369	22-60	.367	12-18	.667	2	10	12	0.5	23	19	11	0	2	82	3.6	

Games played: 23
Minutes/game: 11.6
Points/game: 3.6

Rebounds/game: 0.5
Assists/game: 0.8
Turnovers/game: 0.5

Career Stats

Season	gp-gs	min/avg	fg-fga	pct	3fg-fga	pct	ft-fa	pct	off	def	tot	avg	pf	fo	ast	to	blk	stl	pts	avg
2019-20	25-1	269/10.8	21-64	.328	12-46	.261	3-5	.600	2	11	13	0.5	30	1	19	14	0	9	57	2.3
2020-21	15-9	212/14.1	16-51	.314	11-35	.314	3-4	.750	1	10	11	0.7	18	0	16	17	0	3	46	3.1
2021-22	23-0	267/11.6	24-65	.369	22-60	.367	12-18	.667	2	10	12	0.5	23	0	19	11	0	2	82	3.6
TOTAL	63-10	748/11.9	61-180	.339	45-141	.319	18-27	.667	5	31	36	0.6	71	1	54	42	0	14	185	2.9



AS A FIRST YEAR (2020-21)

Did not see action due to injury.

BEFORE LEHIGH

Four-year varsity player, three-year starter and two-year captain at Germantown Academy ... Led team in rebounding both junior and senior years (averaging 8.5) ... Averaged 14.8 points per game as a senior, 12.4 as a junior, 10.5 as a sophomore and 8.0 as a freshman ... Was a two-time MVP recipient at the annual State College Holiday Tournament (2018 and 2019) ... Averaged 11 points and six rebounds per game on the UAA circuit as a junior ... Played AAU basketball with DC Premier UAA and CT Elite ... Ranked as a "Top Ten Wing" in PA by Rivals Sports ... Along with basketball, was the quarterback of the football team as a freshman before getting injured and ultimately stopped playing football ... In the classroom, finished with honors ... Was a chair of both a local Christian faith club and a Black students club ... Also founded an entrepreneurship club alongside a friend ... Served as chair of community-based volunteer service that aims to help under-privileged youth with pressing problems of police brutality, mass incarceration, drug abuse, budgeting skills and growing up with a single parent.



4 LUKE TRAINA

Fr. · Guard · 6-5 · Business

Doylestown, Pa. · Germantown Academy

CAREER HIGHS

Category	Total	Latest
Points		
Rebounds		
Assists		
Minutes		
Steals		
Blocks		
Field Goals		
FG Att.		
3-Point FG		
3-Point Att.		
Free Throws		
FT Att.		

2021-22 SEASON HIGHS

Category	Total	Latest
Points		
Rebounds		
Assists		
Minutes		
Steals		
Blocks		
Field Goals		
FG Att.		
3-Point FG		
3-Point Att.		
Free Throws		
FT Att.		

MISC. CAREER STATS

Category	Total	Latest
Double-Figure Pts.		
20+ Point Games		
5+ assists		
10+ rebounds		
Double-Doubles		

MISC. SEASON STATS

Category	Total	Latest
Double-Figure Pts.		
20+ Point Games		
5+ assists		
10+ rebounds		
Double-Doubles		



5 EVAN TAYLOR

Jr. • Guard • 6-6 • Sociology
Glen Ellyn, N.J. • Glenbard West

CAREER HIGHS

Category	Total	Latest
Points	26	vs. Boston U. (2/5/22)
Rebounds	15	at Lafayette (2/27/21)
Assists	4	vs. Colgate (1/4/22)
Minutes	37	at American (1/1/22)
Steals	3	vs. Loyola (1/16/22)
Blocks	3	vs. UMEs (12/4/21)
Field Goals	10	at American (1/1/22)
FG Att.	16	at American (1/1/22)
3-Point FG	5	at Bucknell (1/13/21)
3-Point Att.	8	vs. Army West Point (1/26)
Free Throws	6	vs. American (1/11/20)
FT Att.	10	at Loyola (2/21/21)

2021-22 SEASON HIGHS

Category	Total	Latest
Points	26	vs. Boston U. (2/5/22)
Rebounds	12	vs. Holy Cross (1/10/22)
Assists	4	vs. Colgate (1/4/22)
Minutes	37	at American (1/1/22)
Steals	3	vs. Loyola (1/16/22)
Blocks	3	vs. UMEs (12/4/21)
Field Goals	10	at American (1/1/22)
FG Att.	16	at American (1/1/22)
3-Point FG	5	at Bucknell (1/13/21)
3-Point Att.	8	vs. Army West Point (1/26)
Free Throws	5	at Yale (12/1/21)
FT Att.	6	vs. Holy Cross (1/10/22)

MISC. CAREER STATS

Category	Total	Latest
Double-Figure Pts.	34	vs. Boston U. (2/5/22)
20+ Point Games	5	vs. Boston U. (2/5/22)
5+ assists		
10+ rebounds	6	vs. Holy Cross (1/10/22)
Double-Doubles	4	vs. Holy Cross (1/10/22)

MISC. SEASON STATS

Category	Total	Latest
Double-Figure Pts.	19	vs. Boston U. (2/5/22)
20+ Point Games	5	vs. Boston U. (2/5/22)
5+ assists		
10+ rebounds	1	vs. Holy Cross (1/10/22)
Double-Doubles	1	vs. Holy Cross (1/10/22)

2021-22 UPDATE

- Had three points, four rebounds and an assist vs. Lafayette (2/12).
 - Tallied seven points (all in the first half) at Colgate (2/9).
 - Scored a career-high 26 points (13 in each half) vs. Boston University (2/5). Added seven rebounds, an assist and two blocks.
 - Finished with 13 points, five rebounds, three assists and two steals in Lehigh's huge comeback win over Navy (2/2). Had eight Mountain Hawk points in the 20-2 run to end the game - including the go-ahead/game-winning steal and layup with 10 seconds remaining.
 - Posted eight points and six rebounds at Holy Cross (1/28).
 - Had 16 points, 11 coming in the second half vs. Army West Point (1/26). Added seven rebounds, two assists and two blocks. Was 6-of-12 from the field and 4-of-8 from 3-point range.
 - Tallied 13 points (10 coming after halftime) at Boston University (1/22). Was 3-of-5 from 3-point range while adding five rebounds, a block and steal.
 - Posted third consecutive 20-point game, tallying 21 in big win at Navy (1/19). Shot 7-of-10 from the floor while adding seven rebounds, a career-high tying three blocks and two assists.
 - Finished with 20 points on 7-of-11 shooting vs. Loyola (1/16). Fourteen of the points came in the second half. Added nine rebounds, three blocks (to tie a career high) and an assist.
 - Scored 21 points on 7-of-12 shooting, including 5-of-8 from 3-point range (career highs in makes and attempts) in dominant win at Bucknell (1/13). Had 14 second-half points.
 - Tallied first double-double of season and fourth of career vs. Holy Cross (1/10), posting 15 points and a career-high 12 rebounds. Twelve of the points came in the second half. Finished 4-of-7 from the field and 3-of-4 from 3-point range.
 - Had 13 points, three rebounds, two blocks and a steal at Army West Point (1/7).
 - Posted six points, a career-high tying four assists, two steals and a block in big win over Colgate (1/4).
 - Scored career-high 25 points in win at American (1/1), 16 coming in the second half. Tied or set career highs in minutes (37), field goals made (10) and field goals attempted (16). Also had six rebounds, two assists and a steal.
 - Tied career-high 18 points vs. Eastern (12/29), shooting 7-of-10 from the floor, including 2-of-4 from 3-point range. Also had eight rebounds, an assist, block and career-high tying three steals.
 - Recorded 14 points (12 in the first half), five rebounds and two assists in strong effort at Maryland (12/28).
 - Had 10 points, six rebounds, an assist and block vs. UAlbany (12/21).
 - Tallied 15 points, six rebounds, three assists and a career-high three blocks vs. Maryland Eastern Shore (12/4).
 - Filled up the box score at Yale (12/1), posting a team-high 16 points on 5-of-9 shooting while adding nine rebounds, two assists, two blocks (to tie a career high) and a steal.
 - Posted 11 points, five rebounds, a block and steal vs. Saint Francis (11/28).
 - Finished with eight points, two rebounds and an assist at Virginia (11/26).
 - Scored career-high 18 points in win over Columbia (11/23), 13 of the points coming in the first half. Added six rebounds, a block and steal.
 - Tied career-high 17 points at Merrimack (11/19), 11 coming in the first 7:09 of the second half. Shot 6-of-12 from the field, including 3-of-6 from 3-point range. Added nine rebounds to just miss a double-double.
 - Strong effort at Monmouth (11/16), scoring 14 points (11 in the second half) while adding five rebounds, two assists, a block and steal.
 - Posted four points, four rebounds, two assists, a block and career-high tying three steals vs. NJIT (11/13).
 - Scored three points while adding seven rebounds and two assists in the season opener at Rutgers (11/10).



BEFORE LEHIGH

Standout at Glenbard West High School near Chicago ... Named Suburban Life Player of the Year in 2018-2019 ... Averaged 21.7 points, 3.8 assists and 10.1 rebounds senior year ... As a junior, averaged 18 points, 3.6 assists and 7.1 rebounds ... Finished career with 1,479 points and 671 rebounds, respectively ... Graduated as the program's all-time leader for rebounds ... Had back-to-back 30-point games versus Hinsdale Central and Oak Park River Forest ... Named All-Area Chicago in 2017-18 and 2018-19 ... Illinois Coaches Basketball Association second team All-State honoree as a junior and senior ... Garnered Glenbard West Male Athlete of the Year honors as a senior ... Posted a 4.6 cumulative GPA, was named to the honor roll all four years and recorded Academic All-Conference recognition ... Received the Glenbard Academic Achievement Award in 2017 ... Played on the Adidas Circuit with the Illinois Heat under prestigious coach Terry Head ... All-Tournament honors in every holiday tournament junior and senior years ... Selected as a Chicago Tribune Athlete of the Month nominee in February 2019 ... In March of 2019, scored 25 points and 10 rebounds to lead the Hilltoppers past Naperville North in the regional semifinal.

GAME-BY-GAME STATS

Opponent	Date	gs	min	fg-fga	pct	3fg-fga	pct	ft-fa	pct	off	def	tot	avg	pf	a	to	blk	stl	pts	avg
at Rutgers	11/10/21	*	30	1-5	.200	0-2	.000	1-2	.500	0	7	7	7.0	4	2	1	0	2	3	3.0
NJIT	11/13/21	*	25	2-8	.250	0-3	.000	0-0	.000	0	4	4	5.5	1	2	0	1	3	4	3.5
at Monmouth	11/16/21	*	30	6-11	.545	2-4	.500	0-1	.000	2	3	5	5.3	2	2	1	1	1	14	7.0
at Merrimack	11/19/21	*	33	6-12	.500	3-6	.500	2-2	1.000	0	9	9	6.3	1	0	2	0	0	17	9.5
COLUMBIA	11/23/21	*	26	6-14	.429	2-5	.400	4-6	.667	0	6	6	6.2	4	0	2	1	1	18	11.2
at Virginia	11/26/21	*	27	3-8	.375	0-2	.000	2-2	1.000	1	1	2	5.5	1	1	0	0	0	8	10.7
SAINT FRANCIS (PA)	11/28/21	*	27	4-11	.364	2-4	.500	1-2	.500	0	5	5	5.4	2	0	1	1	1	11	10.7
at Yale	12/01/21	*	34	5-9	.556	1-4	.250	5-6	.833	3	6	9	5.9	3	2	2	2	1	16	11.4
UMES	12/04/21	*	33	6-16	.375	2-7	.286	1-2	.500	0	6	6	5.9	4	3	1	3	0	15	11.8
ALBANY (NY)	12/12/21	*	33	3-8	.375	1-2	.500	3-4	.750	0	6	6	5.9	2	1	1	1	0	10	11.6
at Maryland	12/28/21	*	29	5-12	.417	2-3	.667	2-2	1.000	0	5	5	5.8	1	2	1	0	1	14	11.8
EASTERN	12/29/21	*	28	7-10	.700	2-4	.500	2-2	1.000	1	7	8	6.0	4	1	3	1	3	18	12.3
at American	01/01/22	*	37	10-16	.625	2-6	.333	3-4	.750	0	6	6	6.0	0	2	1	0	1	25	13.3
COLGATE	01/04/22	*	35	3-11	.273	0-2	.000	0-0	.000	0	4	4	5.9	3	4	1	1	2	6	12.8
at Army West Point	01/07/22	*	30	5-10	.500	1-4	.250	2-2	1.000	1	2	3	5.7	4	0	2	2	1	13	12.8
HOLY CROSS	01/10/22	*	26	4-7	.571	3-4	.750	4-6	.667	1	11	12	6.1	5	0	1	1	0	15	12.9
at Bucknell	01/13/22	*	31	7-12	.583	5-8	.625	2-2	1.000	1	2	3	5.9	1	1	0	1	0	21	13.4
LOYOLA MARYLAND	01/16/22	*	32	7-11	.636	1-4	.250	5-6	.833	1	8	9	6.1	1	1	1	3	1	20	13.8
at Navy	01/19/22	*	39	7-10	.700	1-1	1.000	6-9	.667	0	7	7	6.1	3	2	3	0	2	21	14.2
at Boston U.	01/22/22	*	36	6-13	.462	3-5	.600	1-1	1.000	0	5	5	6.1	4	0	4	1	1	16	14.3
ARMY WEST POINT	01/26/22	*	33	6-12	.500	4-8	.500	0-1	.000	3	4	7	6.1	4	2	1	2	1	16	14.3
at Holy Cross	01/28/22	*	32	2-10	.200	1-4	.250	3-4	.750	0	6	6	6.1	5	1	1	0	0	8	14.0
NAVY	02/02/22	*	31	5-10	.500	3-5	.600	0-0	.000	0	5	5	6.0	1	3	1	0	2	13	14.0
BOSTON U.	02/05/22	*	33	11-16	.688	3-6	.500	1-2	.500	1	6	7	6.1	1	1	0	2	1	26	14.5
at Colgate	02/09/22	*	29	3-7	.429	1-2	.500	0-0	.000	0	1	1	5.9	4	1	3	1	0	7	14.2
LAFAYETTE	02/12/22	*	20	1-3	.333	1-2	.500	0-1	.000	0	4	4	5.8	2	1	1	0	0	3	13.8
Totals			26	799	131-272	.482	46-107	.430	50-69	.725	15	136	151	5.8	67	35	28	23	358	13.8

Games played: 26

Rebounds/game: 5.8

Career Stats

Season	gp-gs	min/avg	fg-fga	pct	3fg-fga	pct	ft-fa	pct	off	def	tot	avg	pf	fo	ast	to	blk	stl	pts	avg
2019-20	28-17	680/24.3	76-181	.420	21-58	.362	41-51	.804	17	82	99	3.5	64	2	22	36	8	14	214	7.6
2020-21	15-10	406/27.1	50-116	.431	11-29	.379	20-35	.571	22	87	109	7.3	36	1	24	15	6	10	131	8.7
2021-22	26-26	799/30.7	131-272	.482	46-107	.430	50-69	.725	15	136	151	5.8	67	2	35	35	28	23	358	13.8
TOTAL	69-53	1885/27.3	257-569	.452	78-194	.402	111-155	.716	54	305	359	5.2	167	5	81	86	42	47	703	10.2



10 JALIN SINCLAIR

So. • Guard • 5-10 • Arts and Sciences
Manhattan, N.Y. • Suffield Academy

CAREER HIGHS

Category	Total	Latest
Points	14	vs Navy (1/9/21)
Rebounds	3	at Holy Cross (1/24/21)
Assists	9	at Holy Cross (1/24/21)
Minutes	27	vs Navy (1/9/21)
Steals	2	at Bucknell (1/31/21)
Blocks		
Field Goals	5	vs Navy (1/9/21)
FG Att.	7	at Bucknell (1/31/21)
3-Point FG	1	at Bucknell (1/31/21)
3-Point Att.	2	at Bucknell (1/31/21)
Free Throws	3	vs Navy (1/9/21)
FT Att.	3	vs Loyola (2/20/21)

2021-22 SEASON HIGHS

Category	Total	Latest
Points		
Rebounds		
Assists		
Minutes		
Steals		
Blocks		
Field Goals		
FG Att.		
3-Point FG		
3-Point Att.		
Free Throws		
FT Att.		

MISC. CAREER STATS

Category	Total	Latest
Double-Figure Pts.	1	vs Navy (1/9/21)
20+ Point Games		
5+ assists	2	at Holy Cross (1/24/21)
10+ rebounds		
Double-Doubles		

MISC. SEASON STATS

Category	Total	Latest
Double-Figure Pts.		
20+ Point Games		
5+ assists		
10+ rebounds		
Double-Doubles		

AS A FIRST YEAR (2020-21)

Played in 12 of the 15 games, starting twice ... Averaged 4.2 points and 0.9 rebounds while adding 26 assists and eight steals ... Assist total was second on the Mountain Hawks ... Shot 39.5 percent from the field (17-of-43), 28.6 percent from 3-point range (28.6), and 70.6 percent from the free throw line (12-of-17) ... Scored two points in consecutive games vs. Loyola (2/20) and at Loyola (2/21) ... Finished with nine points and four assists at Bucknell (1/31) ... Career effort at Holy Cross (1/24), dishing a career-high nine assists in second straight win. Also had five points and three rebounds ... Recorded five points, two rebounds and an assist the day prior at Holy Cross (1/23) ... Knocked down a 3-pointer vs. Bucknell (1/17) ... Four points, three rebounds and two assists at Navy (1/10) ... The day prior, scored a career-high 14 points vs. Navy (1/9) while adding five assists and a rebound ... Scored four points at Lafayette (1/3) ... Opened career with two points, an assist and steal in season-opening win over Lafayette (1/2).



BEFORE LEHIGH

Was Team MVP as a senior and League Player of the Year finalist during strong career at Suffield Academy in Connecticut ... Named a top 50 prospect by the NERR (New England Recruiting Part) ... Two-time Class A All-NEPSAC honoree ... Helped team to a 14-8 record in the prestigious New England Preparatory School Athletic Council, reaching the NEPSAC Tournament three times ... Also participated in the Zero Gravity Prep Classic, NERR Coaches vs. Cancer Scholar Roundball Classic and BasketBull Holiday Classic ... Strong off the court as well, was an honor roll student, dorm protector and Boys Club of New York Student-Athlete of the Year ... Played for Nike's EYBL for Summer AAU with New York City's PSA Cardinals ... PSA played all the way into the EYBL's Peach Jam (the most competitive tournament in AAU Basketball) ... Finished first in the EYBL regular season and fourth at the Peach Jam ... Was a three-sport athlete, playing football, baseball and basketball.

2020-21 GAME-BY-GAME STATS

Opponent	Date	gs	min	Total fg-fga	pct	3-Pointers 3fg-fga	pct	Free throws ft-fa	pct	Rebounds off	def	tot	avg	pf	a	t/o	blk	stl	pts	avg
LAFAYETTE	01/02/21	10	1-2	.500	0-1	.000	0-3	.000	0	0	0	0.0	3	1	1	0	1	2	2.0	
at Lafayette	01/03/21	13	1-4	.250	0-1	.000	2-2	1.000	0	0	0	0.0	1	1	1	0	0	4	3.0	
NAVY	01/09/21	27	5-7	.714	1-2	.500	3-3	1.000	0	1	1	0.3	5	5	3	0	0	14	6.7	
at Navy	01/10/21 *	25	2-7	.286	0-1	.000	0-0	.000	1	2	3	1.0	2	2	3	0	2	4	6.0	
at Bucknell	01/16/21	3	0-2	.000	0-2	.000	0-0	.000	0	0	0	0.8	2	0	0	0	0	0	4.8	
BUCKNELL	01/17/21	3	1-2	.500	1-2	.500	0-0	.000	0	0	0	0.7	1	0	1	0	0	3	4.5	
at Holy Cross	01/23/21	24	2-3	.667	0-0	.000	1-2	.500	0	2	2	0.9	0	1	1	0	1	5	4.6	
at Holy Cross	01/24/21	21	1-2	.500	1-2	.500	2-2	1.000	1	2	3	1.1	1	9	3	0	0	5	4.6	
BUCKNELL	01/30/21	7	0-0	.000	0-0	.000	0-0	.000	0	0	0	1.0	3	1	3	0	0	0	4.1	
at Bucknell	01/31/21	22	3-7	.429	1-2	.500	2-2	1.000	0	1	1	1.0	0	4	2	0	2	9	4.6	
LOYOLA MARYLAND	02/20/21 *	20	0-5	.000	0-1	.000	2-3	.667	1	0	1	1.0	1	2	6	0	1	2	4.4	
at Loyola Maryland	2/21/21	14	1-2	.500	0-0	.000	0-0	.000	0	0	0	0.9	3	0	2	0	1	2	4.2	
Totals		2	189	17-43	.395	4-14	.286	12-17	.706	3	8	11	0.9	22	26	26	0	8	50	4.2

Games played: 12
Minutes/game: 15.8
Points/game: 4.2
FG Pct: 39.5
3FG Pct: 28.6
FT Pct: 70.6

Rebounds/game: 0.9
Assists/game: 2.2
Turnovers/game: 2.2
Assist/turnover ratio: 1.0
Steals/game: 0.7

Career Stats

Season	gp-gs	min/avg	Total fg-fga	pct	3-Point fg-fga	pct	F-Throws ft-fa	pct	Rebounds off	def	tot	avg	pf	fo	ast	to	blk	stl	pts	avg
2020-21	12-2	189/15.8	17-43	.395	4-14	.286	12-17	.706	3	8	11	0.9	22	1	26	26	0	8	50	4.2
TOTAL	12-2	189/15.8	17-43	.395	4-14	.286	12-17	.706	3	8	11	0.9	22	1	26	26	0	8	50	4.2



11 MARQUES WILSON

5th Year • Guard • 6-4 • Marketing
Edmond, Okla. • Edmond North

CAREER HIGHS

Category	Total	Latest
Points	28	vs. Lafayette (1/22/21)
Rebounds	10	vs. Bucknell (2/23/20)
Assists	9	vs. Holy Cross (2/12/20)
Minutes	38	vs. Lafayette (1/2/21)
Steals	5	at Lafayette (1/3/21)
Blocks	2	at Army (1/7/22)
Field Goals	11	vs. Lafayette (1/2/21)
FG Att.	20	vs. Lafayette (1/2/21)
3-Point FG	4	at Army West Point (1/20/18)
3-Point Att.	7	vs. Loyola (1/5/20)
Free Throws	7	at Lafayette (2/8/20)
FT Att.	10	at Lafayette (2/8/20)

2021-22 SEASON HIGHS

Category	Total	Latest
Points	21	at Rutgers (11/10/21)
Rebounds	6	vs. Holy Cross (1/10/22)
Assists	4	at Yale (12/1/21)
Minutes	36	at Rutgers (11/10/21)
Steals	3	vs. Lafayette (2/12/22)
Blocks	2	at Army (1/7/22)
Field Goals	9	at Rutgers (11/10/21)
FG Att.	17	at Rutgers (11/10/21)
3-Point FG	3	at Rutgers (11/10/21)
3-Point Att.	7	at Monmouth (11/16/21)
Free Throws	6	at Monmouth (11/16/21)
FT Att.	7	at Monmouth (11/16/21)

MISC. CAREER STATS

Category	Total	Latest
Double-Figure Pts.	35	vs. Lafayette (2/12/22)
20+ Point Games	8	at Rutgers (11/10/21)
5+ assists	9	vs. Lafayette (2/28/21)
10+ rebounds	1	vs. Bucknell (2/23/20)
Double-Doubles		

MISC. SEASON STATS

Category	Total	Latest
Double-Figure Pts.	6	vs. Lafayette (2/12/22)
20+ Point Games	1	at Rutgers (11/10/21)
5+ assists		
10+ rebounds		
Double-Doubles		

2021-22 UPDATE

- Strong effort vs. Lafayette (2/12), scoring 15 points on 6-of-9 shooting, including 2-of-3 from 3-point range. Added two rebounds, an assist and three steals to tie a season high.
- Tallied three assists and two rebounds at Colgate (2/9).
- Filled up the box score with five points, four rebounds, three assists, a steal and block vs. Boston University (2/5).
- Played a key role in Lehigh's huge comeback win over Navy (2/2), finishing the game with two points, four rebounds, two assists and two big steals.
- Strong effort with five points and four assists vs. Army West Point (1/26), shooting 2-of-3 from the field.
- Tallied two rebounds, an assist and steal in big win at Navy (1/19).
- Posted six points, four rebounds and three assists at Bucknell (1/13).
- Scored a team-high 17 points on 5-of-11 shooting (including 2-of-4 from 3-point range) in win over Holy Cross (1/10). Twelve of the points came in the first half.
- Returned to the lineup for the first time in over a month, posting five points, two rebounds, two blocks (to tie a career high), two assists and a steal at Army West Point (1/7).
- Filled up the box score with 15 points, six rebounds, four assists and a career-high tying three steals at Yale (12/1).
- Finished with six points via a pair of 3-pointers vs. Saint Francis (11/28). Added four rebounds and two assists.
- Tallied five points, two rebounds, an assist and steal at Virginia (11/26).
- Posted seven points, three rebounds, an assist, block and three steals vs. Columbia (11/23), including some big steals in the final minutes of the victory.
- Scored four points, all in the second half, at Merrimack (11/19).
- Posted 13 points, two rebounds and a steal at Monmouth (11/16).
- Finished with 15 points, three rebounds and a block in the home opener vs. NJIT (11/13).
- Scored a game-high 21 points behind 9-of-17 shooting, including 3-of-5 from 3-point range in the season opener at Rutgers (11/10). Added two rebounds, three assists and two steals.



BEFORE LEHIGH

Three-star, top 50 shooting guard recruit by ESPN ... According to Prep Hoops Oklahoma, was the No. 5 ranked player in Oklahoma ... Standout at Edmond North High School, garnering numerous awards ... In 2017, was named Oklahoma All-State and All-Metro ... Was also an Oklahoma 6A State Champion, State Tournament MVP and All-Conference Offensive Player of the Year ... Led Edmond North to 27-1 record in 2015-16, advancing to the third round of the state playoffs ... Honorable mention All-State selection in 2015-16, averaging 16 points per game ... Played on two AAU teams, including Team Griffin - averaging 11.8 points and five rebounds per game while shooting 37 percent from three-point range ... Also played for the Omaha Elite which was very competitive in July's NY2LA events ... Father was a standout college basketball player, who also played professionally overseas.

GAME-BY-GAME STATS

		Total			3-Pointers		Free throws		Rebounds												
Opponent	Date	gs	min		pts	3fg-fga	pcnt	ft-fa	pcnt	off	def	tot	avg	pf	a	t/o	blk	stl	pts	avg	
at Rutgers	11/10/21	*	36	9-17	.529	3-5	.600	0-1	.000	1	1	2	2.0	1	3	6	0	2	21	21.0	
NJIT	11/13/21	*	31	5-13	.385	1-7	.143	4-6	.667	2	1	3	2.5	2	0	2	1	0	15	18.0	
at Monmouth	11/16/21	*	29	3-11	.273	1-7	.143	6-7	.857	1	1	2	2.3	4	0	4	0	1	13	16.3	
at Merrimack	11/19/21	*	27	1-6	.167	0-2	.000	2-2	1.000	0	0	0	1.8	3	0	2	0	0	4	13.3	
COLUMBIA	11/23/21	*	28	2-6	.333	1-2	.500	2-4	.500	1	2	3	2.0	2	1	2	1	3	7	12.0	
at Virginia	11/26/21	*	30	2-8	.250	1-3	.333	0-0	.000	0	2	2	2.0	1	1	1	0	1	5	10.8	
SAINT FRANCIS (PA)	11/28/21	*	31	2-6	.333	2-5	.400	0-0	.000	1	3	4	2.3	2	2	2	0	0	6	10.1	
at Yale	12/01/21	*	34	6-14	.429	0-3	.000	3-4	.750	2	4	6	2.8	2	4	2	0	3	15	10.8	
at Army West Point	01/07/22		21	2-6	.333	0-1	.000	1-2	.500	0	2	2	2.7	1	2	3	2	1	5	10.1	
HOLY CROSS	01/10/22		28	5-11	.455	2-4	.500	5-6	.833	0	6	6	3.0	3	1	0	0	0	17	10.8	
at Bucknell	01/13/22		19	2-8	.250	2-5	.400	0-0	.000	0	4	4	3.1	0	3	0	0	0	6	10.4	
LOYOLA MARYLAND	01/16/22		17	0-2	.000	0-1	.000	0-0	.000	0	1	1	2.9	3	1	2	0	0	0	9.5	
at Navy	01/19/22		8	0-0	.000	0-0	.000	0-0	.000	1	1	2	2.8	2	1	4	0	1	0	8.8	
ARMY WEST POINT	01/26/22		15	2-3	.667	1-2	.500	0-1	.000	0	0	0	2.6	0	4	2	0	0	5	8.5	
at Holy Cross	01/28/22		11	0-1	.000	0-0	.000	0-0	.000	0	1	1	2.5	1	1	2	0	0	0	7.9	
NAVY	02/02/22		17	1-3	.333	0-2	.000	0-0	.000	1	3	4	2.6	3	2	3	1	2	2	7.6	
BOSTON U.	02/05/22		22	1-3	.333	1-2	.500	2-2	1.000	1	3	4	2.7	2	3	1	1	1	5	7.4	
at Colgate	02/09/22		12	0-1	.000	0-1	.000	0-0	.000	1	1	2	2.7	1	3	1	0	0	0	7.0	
LAFAYETTE	02/12/22		23	6-9	.667	2-3	.667	1-2	.500	1	1	2	2.6	2	1	0	0	3	15	7.4	
Totals			8	439	49-128	.383	17-55	.309	26-37	.703	13	37	50	2.6	35	33	39	6	18	141	7.4

Games played: 19
Minutes/game: 23.1
Points/game: 7.4
FG Pct: 38.3
3FG Pct: 30.9
FT Pct: 70.3

Rebounds/game: 2.6
Assists/game: 1.7
Turnovers/game: 2.1
Assist/turnover ratio: 0.8
Steals/game: 0.9
Blocks/game: 0.3

Career Stats

			Total		3-Point		F-Throws		Rebounds										Scoring	
Season	gp-gs	min/avg	fg-fga	pct	fg-fga	pct	ft-fa	pct	off	def	tot	avg	pf	fo	ast	to	blk	stl	pts	avg
2017-18	29-10	491/16.9	55-118	.466	26-60	.433	20-23	.870	17	57	74	2.6	39	0	35	27	4	23	156	5.4
2018-19	12-1	218/18.2	19-45	.422	9-24	.375	2-4	.500	3	23	26	2.2	18	0	14	11	0	9	49	4.1
2019-20	32-16	906/28.3	100-266	.376	36-102	.353	56-78	.718	17	111	128	4.0	87	1	90	71	1	25	292	9.1
2020-21	15-15	484/32.3	90-204	.441	17-53	.321	33-49	.673	13	48	61	4.1	39	2	42	37	5	24	230	15.3
2021-22	19-8	439/23.1	49-128	.383	17-55	.309	26-37	.703	13	37	50	2.6	35	0	33	39	6	18	141	7.4
TOTAL	107-50	2538/23.7	313-761	.411	105-294	.357	137-191	.717	63	276	339	3.2	218	3	214	185	16	99	868	8.1



13 KEITH HIGGINS JR.

Fy. • Guard • 6-4 • Arts and Sciences
West Hills, Calif. • Chaminade Prep

CAREER HIGHS

Category	Total	Latest
Points	26	at Bucknell (1/13/22)
Rebounds	7	at Colgate (2/9/22)
Assists	9	at Bucknell (1/13/22)
Minutes	37	at Boston U. (1/22/22)
Steals	3	at American (1/1/22)
Blocks	2	vs. Navy (2/2/22)
Field Goals	10	at Bucknell (1/13/22)
FG Att.	17	at Bucknell (1/13/22)
3-Point FG	6	at Bucknell (1/13/22)
3-Point Att.	9	at Bucknell (1/13/22)
Free Throws	7	vs. Eastern (12/29/21)
FT Att.	8	vs. Eastern (12/29/21)

2021-22 SEASON HIGHS

Category	Total	Latest
Points	26	at Bucknell (1/13/22)
Rebounds	7	at Colgate (2/9/22)
Assists	9	at Bucknell (1/13/22)
Minutes	37	at Boston U. (1/22/22)
Steals	3	at American (1/1/22)
Blocks	2	vs. Navy (2/2/22)
Field Goals	10	at Bucknell (1/13/22)
FG Att.	17	at Bucknell (1/13/22)
3-Point FG	6	at Bucknell (1/13/22)
3-Point Att.	9	at Bucknell (1/13/22)
Free Throws	7	vs. Eastern (12/29/21)
FT Att.	8	vs. Eastern (12/29/21)

MISC. CAREER STATS

Category	Total	Latest
Double-Figure Pts.	11	at Colgate (2/9/22)
20+ Point Games	2	at Bucknell (1/13/22)
5+ assists	2	at Bucknell (1/13/22)
10+ rebounds		
Double-Doubles		

MISC. SEASON STATS

Category	Total	Latest
Double-Figure Pts.	11	at Colgate (2/9/22)
20+ Point Games	2	at Bucknell (1/13/22)
5+ assists	2	at Bucknell (1/13/22)
10+ rebounds		
Double-Doubles		

2021-22 UPDATE

- Posted five points, two assists and a rebound vs. Lafayette (2/12).
 - Had 10 points, a career-high tying seven rebounds and two assists at Colgate (2/9).
 - Recorded two points and two assists vs. Boston University (2/5).
 - Tallied three points, three rebounds, two assists and two blocks in Lehigh's big comeback win over Navy (2/2).
 - Finished with 13 points at Holy Cross (1/28), 10 coming in the first half. Was 3-for-3 from 3-point range.
 - Had 13 points, 11 coming in the second half, in win over Army (1/26). Added two assists and a career-high tying two blocks.
 - Another strong effort, recording 16 points and eight assists at Boston University (1/22).
 - Posted 14 points (10 coming in the second half) in big win at Navy (1/19). Was 5-of-10 from the floor and 2-of-3 from 3-point range, while adding a career-high seven rebounds, two assists and a steal.
 - Named Patriot League Rookie of the Week on Jan. 17 for second straight week following efforts vs. Holy Cross, at Bucknell and vs. Loyola.
 - Finished with seven points, five rebounds, two assists and a career-high two blocks against Loyola (1/16).
 - Set career highs in points (23), assists (9), field goals made (10) and attempted (17) and 3-pointers made (6) and attempted (9) in convincing win at Bucknell (1/13). Scored 13 points in the game's first 5:24 and 16 points in the first 6:51. Finished with zero turnovers.
 - Fifth straight game with double-figure points, scoring 12 on 4-of-8 shooting (including 2-of-4 from three) in win over Holy Cross (1/10).
 - Named Patriot League Rookie of the Week on Jan. 10 for performances vs. Colgate and at Army.
 - Scored 13 points at Army West Point (1/7) on 5-of-7 shooting, including 3-of-4 from 3-point range. Scored double-figure second-half points (10) for a fourth straight game.
 - Career performance in big win over Colgate (1/4), posting a career-high 23 points - 16 coming in the second half. Shot 8-of-13 from the floor while adding five rebounds and four assists. Had zero turnovers in 36 minutes.
 - Second straight game with double-figure points, scoring 13 points at American (1/1), 11 coming in the second half. Shot 6-of-11 from the field. Also posted first-career steal, finishing with three, while adding four rebounds, three assists and a block.
 - Career effort vs. Eastern (12/29), posting career highs in points (18 - more than double his previous career high) and rebounds (5).
 - Making first-career start, had four points, two assists and a rebound at Maryland (12/28).
 - Strong effort vs. UAlbany (12/21), posting career highs in points (7) and assists (5) in a career-high 26 minutes while playing the majority of minutes at the point.
 - Had a 3-pointer and added an assist vs. Saint Francis (11/28).
 - Knocked down a late first-half 3-pointer in win over Columbia (11/23).
 - Scored five points (all coming in the second half) at Monmouth (11/16). Also had four rebounds and first-career assist.
 - Finished with five points and four rebounds in collegiate debut at Rutgers (11/10).



BEFORE LEHIGH

Out of Chaminade Prep in California... Named first team All-Mission League and also named first team 2AA CIF (California Interscholastic Federation)... Scored over 1,300 points over first three seasons, averaging 17.6 points, 4.0 rebounds, 2.1 assists and 2.0 steals per game... Ranked as a top 100 national shooting guard and top 20 Southern California overall player... As a senior, scored a school record

51 points on Saturday, May 1, 2021 in a 99-76 win over Santa Clarita Christian.

GAME-BY-GAME STATS

				Total		3-Pointers		Free throws		Rebounds										
Opponent	Date	gs	min	fg-fga	pct	3fg-fga	pct	ft-fa	pct	off	def	tot	avg	pf	a	t/o	blk	stl	pts	avg
at Rutgers	11/10/21	16	16	2-5	.400	1-4	.250	0-0	.000	0	4	4	4.0	1	0	1	0	0	5	5.0
NJIT	11/13/21	11	11	0-2	.000	0-2	.000	0-0	.000	0	1	1	2.5	1	0	0	0	0	0	2.5
at Monmouth	11/16/21	16	16	2-4	.500	1-2	.500	0-0	.000	1	3	4	3.0	1	1	0	0	0	5	3.3
at Merrimack	11/19/21	6	0-1	.000	0-1	.000	.000	0-0	.000	1	0	1	2.5	2	0	0	0	0	0	2.5
COLUMBIA	11/23/21	12	1-2	.500	1-1	1.000	0-0	.000	0	1	1	2.2	2	0	0	0	0	0	3	2.6
at Virginia	11/26/21	5	0-1	.000	0-1	.000	0-0	.000	0	1	1	2.0	0	0	0	0	0	0	0	2.2
SAINT FRANCIS (PA)	11/28/21	17	1-4	.250	1-4	.250	0-0	.000	0	0	0	1.7	2	1	2	0	0	0	3	2.3
UMES	12/04/21	3	0-1	.000	0-1	.000	0-0	.000	0	0	0	1.5	2	0	0	0	0	0	0	2.0
ALBANY (NY)	12/21/21	26	3-8	.375	1-4	.250	0-2	.000	0	3	3	1.7	4	5	0	0	0	0	7	2.6
at Maryland	12/28/21	*	33	2-6	.333	0-3	.000	0-0	.000	0	1	1	1.6	2	2	2	2	0	4	2.7
EASTERN	12/29/21	*	36	4-13	.308	3-8	.375	7-8	.875	1	4	5	1.9	2	3	2	1	0	18	4.1
at American	01/01/22	*	37	6-11	.545	1-5	.200	0-0	.000	0	4	4	2.1	2	3	1	1	3	13	4.8
COLGATE	01/04/22	*	36	8-13	.615	2-6	.333	5-6	.833	1	4	5	2.3	2	4	0	0	0	23	6.2
at Army West Point	01/07/22	*	31	5-7	.714	3-4	.750	0-2	.000	1	1	2	2.3	1	0	2	0	1	13	6.7
HOLY CROSS	01/10/22	*	31	4-8	.500	2-4	.500	2-2	1.000	0	2	2	2.3	1	3	2	0	0	12	7.1
at Bucknell	01/13/22	*	32	10-17	.588	6-9	.667	0-0	.000	0	5	5	2.4	1	9	0	0	2	26	8.3
LOYOLA MARYLAND	01/16/22	*	37	2-10	.200	1-3	.333	2-2	1.000	1	4	5	2.6	1	2	2	2	0	7	8.2
at Navy	01/19/22	*	32	5-10	.500	2-3	.667	2-4	.500	1	6	7	2.8	2	2	0	0	1	14	8.5
at Boston U.	01/22/22	*	37	6-13	.462	2-7	.286	2-3	.667	0	2	2	2.8	3	8	4	0	0	16	8.9
ARMY WEST POINT	01/26/22	*	29	5-10	.500	2-5	.400	1-1	1.000	0	1	1	2.7	3	2	1	2	0	13	9.1
at Holy Cross	01/28/22	*	35	5-11	.455	3-3	1.000	0-2	.000	0	1	1	2.6	2	1	1	0	0	13	9.3
NAVY	02/02/22	*	29	1-8	.125	1-7	.143	0-0	.000	0	3	3	2.6	2	2	1	2	0	3	9.0
BOSTON U.	02/05/22	*	24	1-4	.250	0-2	.000	0	0	0	0	2.5	0	2	3	0	0	0	2	8.7
at Colgate	02/09/22	*	31	4-12	.333	2-6	.333	0-0	.000	1	6	7	2.7	2	2	1	0	1	10	8.8
LAFAYETTE	02/12/22	*	24	2-7	.286	1-3	.333	0-0	.000	0	1	1	2.6	0	2	3	0	0	5	8.6
Totals		16	626	79-188	.420	36-98	.367	21-32	.656	8	58	66	2.6	41	54	28	8	8	215	8.6

Games played: 25
 Minutes/game: 25.0
 Points/game: 8.6

Rebounds/game: 2.6
 Assists/game: 2.2
 Turnovers/game: 1.1

Career Stats

			Total		3-Point		F-Throws		Rebounds										Scoring	
Season	gp-gs	min/avg	fg-fga	pct	fg-fga	pct	ft-fa	pct	off	def	tot	avg	pf	fo	ast	to	blk	stl	pts	avg
2021-22	25-16	626/25.0	79-188	.420	36-98	.367	21-32	.656	8	58	66	2.6	41	0	54	28	8	8	215	8.6
TOTAL	25-16	626/25.0	79-188	.420	36-98	.367	21-32	.656	8	58	66	2.6	41	0	54	28	8	8	215	8.6



15 REED FENTON

Jr. • Guard • 6-4 • Chemical Engineering
Latrobe, Pa. • Greater Latrobe

CAREER HIGHS

Category	Total	Latest
Points	20	vs. UMES (12/4/21)
Rebounds	8	vs. Lafayette (2/28/21)
Assists	6	vs. Loyola (3/3/20)
Minutes	38	vs. Army (2/1/20)
Steals	2	vs. Colgate (1/4/22)
Blocks	2	at Drake (11/21/19)
Field Goals	7	vs. UMES (12/4/21)
FG Att.	14	vs. Holy Cross (2/12/20)
3-Point FG	6	vs. Army (2/1/20)
3-Point Att.	10	vs. Army (2/1/20)
Free Throws	6	vs. Misericordia (11/18/19)
FT Att.	7	vs. Misericordia (11/18/19)

2021-22 SEASON HIGHS

Category	Total	Latest
Points	20	vs. UMES (12/4/21)
Rebounds	5	at Bucknell (1/13/22)
Assists	4	at Bucknell (1/13/22)
Minutes	36	vs. UMES (12/4/21)
Steals	2	at Bucknell (1/13/22)
Blocks	1	vs. Colgate (1/4/22)
Field Goals	7	vs. UMES (12/4/21)
FG Att.	11	vs. UMES (12/4/21)
3-Point FG	5	vs. UMES (12/4/21)
3-Point Att.	8	vs. UMES (12/4/21)
Free Throws	4	vs. Colgate (1/4/22)
FT Att.	4	vs. Colgate (1/4/22)

MISC. CAREER STATS

Category	Total	Latest
Double-Figure Pts.	12	vs. Colgate (1/4/22)
20+ Point Games	1	vs. UMES (12/4/21)
5+ assists	3	vs. Lafayette (1/2/21)
10+ rebounds		
Double-Doubles		

MISC. SEASON STATS

Category	Total	Latest
Double-Figure Pts.	3	vs. Colgate (1/4/22)
20+ Point Games	1	vs. UMES (12/4/21)
5+ assists		
10+ rebounds		
Double-Doubles		

2021-22 UPDATE

- Finished with four points, a rebound and assist at Colgate (2/9).
- Had seven big points and a huge defensive rebound to help seal Lehigh's big comeback win over Navy (2/2).
- Posted four points at Holy Cross (1/28), knocking down only field goal attempt and both free throws.
- Hit a 3-pointer in win over Army West Point (1/26).
- Scored eight points, all in the second half, in convincing win at Bucknell (1/13). Shot 3-of-5 from the field, including 2-of-3 from behind the arc. Added five rebounds, four assists and two steals.
- Posted two points and a rebound vs. Holy Cross (1/10).
- Recorded four rebounds and two assists at Army (1/7).
- Strong effort in big win over Colgate (1/4), posting 12 points, two assists, two steals, a block and rebound. Knocked down two big free throws in final seconds to help seal the victory.
- Dished a season-high four assists in win at American (1/1).
- Had four points, four rebounds and two assists against Eastern (12/29).
- Two points, two rebounds and a steal at Maryland (12/28).
- Tallied seven points, two assists and a season-high five rebounds vs. UAlbany (12/21).
- Stellar performance vs. Maryland Eastern Shore (12/4), scoring a career-high 20 points via 7-of-11 shooting, including 5-of-8 from 3-point range. Added three rebounds and three assists.
- Strong effort at Yale (12/1), scoring a season-high 12 points while adding two rebounds and a steal.
- Making first start of the season, tallied four points, two rebounds and two assists vs. Saint Francis (11/28).
- Knocked down a 3-pointer, while grabbing four rebounds, at Virginia (11/26).
- Finished with four points, a rebound, assist and steal in win over Columbia (11/23).
- Knocked down a 3-pointer at Monmouth (11/16).
- Had three points, a rebound and assist in the home opener vs. NJIT (11/13).
- Posted six points, including a pair of big dunks, and added a rebound and assist in the season opener at Rutgers (11/10).

BEFORE LEHIGH

Two-time first team All-Section honoree at Greater Latrobe High School ... As a junior, averaged 23 points and five assists while garnering first team All-Section from Pittsburgh Post-Gazette, along with Pittsburgh Tribune Westmoreland County Terrific 10 honors ... As a sophomore, averaged 16 points and four assists, earning second team All-Section ... Named Class 6A first team All-District as a senior ... Westmoreland County Terrific 10 honoree as a junior and senior ... Named Ray Wild Male Athlete of the Year in 2019 ... Also a standout for the PK Flash AAU program ... Was a first team All-Section honoree all four years in volleyball ... Named first team All-State in volleyball as a senior ... Strong in the classroom, graduating in top five percent of his class ... Named Rotary Student of the Month in January of 2019 ... Math Student of the Month in February of 2017 ... Was a Student Council member and member of the National Honor Society.

GAME-BY-GAME STATS

Opponent	Date	gs	min	Total		3-Pointers		Free throws		Rebounds			pf	a	t/o	blk	stl	pts	avg	
				fg-fga	pct	3fg-fga	pct	ft-fa	pct	off	def	tot								
at Rutgers	11/10/21	16	2-5	.400	0-2	.000	2-3	.667	0	1	1	1.0	2	1	0	0	0	6	6.0	
NJIT	11/13/21	13	1-3	.333	1-3	.333	0-0	.000	0	1	1	1.0	2	1	3	0	0	3	4.5	
at Monmouth	11/16/21	14	1-3	.333	1-3	.333	0-0	.000	0	1	1	1.0	1	0	0	0	0	3	4.0	
at Merrimack	11/19/21	11	0-1	.000	0-0	.000	0-0	.000	0	1	1	1.0	0	1	1	0	0	0	3.0	
COLUMBIA	11/23/21	14	2-5	.400	0-2	.000	0-0	.000	0	1	1	1.0	1	1	0	0	1	4	3.2	
at Virginia	11/26/21	16	1-4	.250	1-3	.333	0-0	.000	0	4	4	1.5	0	0	1	0	0	3	3.2	
SAINT FRANCIS (PA)	11/28/21	* 23	1-6	.167	0-3	.000	2-2	1.000	0	2	2	1.6	3	2	1	0	0	4	3.3	
at Yale	12/01/21	* 20	5-10	.500	2-5	.400	0-1	.000	0	2	2	1.6	3	0	2	0	1	12	4.4	
UMES	12/04/21	* 36	7-11	.636	5-8	.625	1-2	.500	1	2	3	1.8	2	3	1	0	0	20	6.1	
ALBANY (NY)	12/21/21	* 28	3-10	.300	1-4	.250	0-0	.000	0	5	5	2.1	3	2	0	0	0	7	6.2	
at Maryland	12/28/21	* 24	0-6	.000	0-4	.000	2-2	1.000	0	2	2	2.1	3	0	1	0	1	2	5.8	
EASTERN	12/29/21	* 14	1-4	.250	0-0	.000	2-2	1.000	1	3	4	2.3	0	2	1	0	0	4	5.7	
at American	01/01/22	* 24	0-5	.000	0-4	.000	1-2	.500	0	1	1	2.2	1	4	1	0	1	1	5.3	
COLGATE	01/04/22	21	3-6	.500	2-3	.667	4-4	1.000	0	1	1	2.1	2	2	0	1	2	12	5.8	
at Army West Point	01/07/22	17	0-4	.000	0-2	.000	0-0	.000	1	3	4	2.2	1	2	1	0	0	0	5.4	
HOLY CROSS	01/10/22	12	1-3	.333	0-1	.000	0-0	.000	0	1	1	2.1	0	0	0	0	0	2	5.2	
at Bucknell	01/13/22	17	3-5	.600	2-3	.667	0-0	.000	1	4	5	2.3	2	4	2	0	2	8	5.4	
LOYOLA MARYLAND	01/16/22	8	0-2	.000	0-2	.000	0-0	.000	0	1	1	2.2	1	1	2	0	0	0	5.1	
at Boston U.	01/22/22	3	0-0	.000	0-0	.000	0-0	.000	0	0	0	2.1	0	0	0	0	0	0	4.8	
ARMY WEST POINT	01/26/22	6	1-2	.500	1-2	.500	0-0	.000	0	0	0	2.0	3	0	0	0	0	3	4.7	
at Holy Cross	01/28/22	11	1-1	1.000	0-0	.000	2-2	1.000	0	0	0	1.9	1	0	1	0	0	4	4.7	
NAVY	02/02/22	17	2-3	.667	1-2	.500	2-4	.500	0	2	2	1.9	1	0	1	0	0	7	4.8	
BOSTON U.	02/05/22	8	0-0	.000	0-0	.000	0-0	.000	0	0	0	1.8	2	1	1	0	0	0	4.6	
at Colgate	02/09/22	11	2-5	.400	0-2	.000	0-0	.000	0	1	1	1.8	1	1	0	0	0	4	4.5	
Totals		7	384	37-104	.356	17-58	.293	18-24	.750	4	39	43	1.8	35	28	20	1	8	109	4.5

Games played: 24
Minutes/game: 16.0
Points/game: 4.5
FG Pct: 35.6
3FG Pct: 29.3
FT Pct: 75.0

Rebounds/game: 1.8
Assists/game: 1.2
Turnovers/game: 0.8
Assist/turnover ratio: 1.4
Steals/game: 0.3
Blocks/game: 0.0

Career Stats

			Total		3-Point		F-Throws		Rebounds										Scoring	
Season	gp-gs	min/avg	fg-fga	pct	fg-fga	pct	ft-fa	pct	off	def	tot	avg	pf	fo	ast	to	blk	stl	pts	avg
2019-20	32-27	824/25.8	79-196	.403	29-89	.326	28-42	.667	13	60	73	2.3	64	1	39	32	8	20	215	6.7
2020-21	15-9	398/26.5	26-86	.302	12-49	.245	23-26	.885	5	33	38	2.5	25	0	22	15	2	12	87	5.8
2021-22	24-7	384/16.0	37-104	.356	17-58	.293	18-24	.750	4	39	43	1.8	35	0	28	20	1	8	109	4.5
TOTAL	71-43	1606/22.6	142-386	.368	58-196	.296	69-92	.750	22	132	154	2.2	124	1	89	67	11	40	411	5.8



20 JAYSHEN SAIGAL

So. • Guard • 6-2 • Business
Scarsdale, N.Y. • Scarsdale

CAREER HIGHS

Category	Total	Latest
Points	3	vs. NJIT (11/13/21)
Rebounds	1	at Virginia (11/26/21)
Assists	1	at Virginia (11/26/21)
Minutes	3	at Bucknell (1/31/21)
Steals	1	vs. Saint Francis (11/28/21)
Blocks		
Field Goals	1	at Virginia (11/26/21)
FG Att.	1	at Virginia (11/26/21)
3-Point FG	1	at Virginia (11/26/21)
3-Point Att.	1	at Virginia (11/26/21)
Free Throws		
FT Att.		

2020-21 SEASON HIGHS

Category	Total	Latest
Points	3	vs. NJIT (11/13/21)
Rebounds	1	at Virginia (11/26/21)
Assists	1	at Virginia (11/26/21)
Minutes	2	at Virginia (11/26/21)
Steals	1	vs. Saint Francis (11/28/21)
Blocks		
Field Goals	1	at Virginia (11/26/21)
FG Att.	1	at Virginia (11/26/21)
3-Point FG	1	at Virginia (11/26/21)
3-Point Att.	1	at Virginia (11/26/21)
Free Throws		
FT Att.		

MISC. CAREER STATS

Category	Total	Latest
Double-Figure Pts.		
20+ Point Games		
5+ assists		
10+ rebounds		
Double-Doubles		

MISC. SEASON STATS

Category	Total	Latest
Double-Figure Pts.		
20+ Point Games		
5+ assists		
10+ rebounds		
Double-Doubles		

2021-22 UPDATE

- Got into Lehigh's convincing win at Bucknell (1/13).
- Saw first Patriot League action of the season, at Army West Point (1/7).
- Played in the final minute against UAlbany (12/21).
- Saw action late vs. Saint Francis (11/28), tallying first-career steal.
- Recorded first-career 2-point field goal late at Virginia (11/26).
- Added first-career rebound and assist.
- Scored first collegiate points, knocking down a 3-pointer late in the home opener vs. NJIT (11/13).

BEFORE LEHIGH

Named All-League, All-Conference and All-Section as a senior at Scarsdale High School ... Finished season with averages of 20.8 points, 9.4 rebounds and 3.8 assists ... Named LHBCA first team and 13th team All-State (New York) ... In 2019, was named All-State honorable mention ... Averaged 15 points, 8.2 rebounds and 4.2 assists.



GAME-BY-GAME STATS

Opponent	Date	gs	min	fg-fga	pct	3fg-fga	pct	ft-fa	pct	off	def	tot	avg	pf	a	t/o	blk	stl	pts	avg
NJIT	11/13/21	2	1-1	1.000	1-1	1.000	0-0	.000	0-0	.000	0	0	0.0	0	0	0	0	0	3	3.0
at Virginia	11/26/21	2	1-1	1.000	0-0	.000	0-0	.000	0-0	.000	1	0	1 0.5	0	1	0	0	0	2	2.5
SAINT FRANCIS (PA)	11/28/21	1	0-0	.000	0-0	.000	0-0	.000	0-0	.000	0	0	0 0.3	0	0	0	0	1	0	1.7
ALBANY (NY)	12/21/21	1	0-0	.000	0-0	.000	0-0	.000	0-0	.000	0	0	0 0.3	0	0	0	0	0	0	1.3
at Army West Point	01/07/22	1	0-0	.000	0-0	.000	0-0	.000	0-0	.000	0	0	0 0.2	0	0	0	0	0	0	1.0
at Bucknell	01/13/22	2	0-1	.000	0-1	.000	0-0	.000	0-0	.000	0	0	0 0.2	0	0	0	0	0	0	0.8
at Colgate	02/09/22	1	0-0	.000	0-0	.000	0-0	.000	0-0	.000	0	0	0 0.1	0	0	0	0	0	0	0.7
Totals		0	10	2-3	.667	1-2	.500	0-0	.000	1	0	1 0.1	0	1	0	0	1	5	0.7	

Games played: 7
Minutes/game: 1.4
Points/game: 0.7
FG Pct: 66.7
3FG Pct: 50.0

Rebounds/game: 0.1
Assists/game: 0.1
Assist/turnover ratio: 99.9
Steals/game: 0.1

Career Stats

Season	gp-gs	min/avg	Total fg-fga	pct	3-Point fg-fga	pct	F-Throws ft-fa	pct	Rebounds off	def	tot	avg	pf	fo	ast	to	blk	stl	pts	avg
2020-21	4-0	5/1.3	0-1	.000	0-1	.000	0-0	.000	0	0	0	0.0	0	0	0	0	0	0	0	0.0
2021-22	7-0	10/1.4	2-3	.667	1-2	.500	0-0	.000	1	0	1	0.1	0	0	1	0	0	1	5	0.7
TOTAL	11-0	15/1.4	2-4	.500	1-3	.333	0-0	.000	1	0	1	0.1	0	0	1	0	0	1	5	0.5



2021-22 UPDATE

- Posted a career-high four points in just 1:24 at Colgate (2/9). Also grabbed first-career rebound.
- Had first-career field goal, knocking down a 3-pointer to round out Lehigh's scoring in convincing 97-64 win at Bucknell (1/13).
- Played in first-career Patriot League game, at Army West Point (1/7).
- Saw action at Maryland (12/29).
- Dished first-career assist against UAlbany (12/21).
- Tallied first-career point vs. Saint Francis (11/28), knocking down a late second-half free throw.
- Played final two minutes at Virginia (11/26), putting up first-career field-goal attempt (a 3-pointer).
- Saw first-collegiate action in the season opener vs. NJIT (11/13).



21 BURKE CHEBUHAR

Fy. · Forward · 6-8 · Business
Marietta, Ga. · The Walker School

CAREER HIGHS

Category	Total	Latest
Points	4	at Colgate (2/9/22)
Rebounds	1	at Colgate (2/9/22)
Assists	1	vs. UAlbany (12/21/21)
Minutes	2	at Bucknell (1/13/22)
Steals	1	at Bucknell (1/13/22)
Blocks		
Field Goals	1	at Colgate (2/9/22)
FG Att.	2	at Colgate (2/9/22)
3-Point FG	1	at Colgate (2/9/22)
3-Point Att.	1	at Colgate (2/9/22)
Free Throws	1	at Colgate (2/9/22)
FT Att.	2	at Colgate (2/9/22)

2021-22 SEASON HIGHS

Category	Total	Latest
Points	4	at Colgate (2/9/22)
Rebounds	1	at Colgate (2/9/22)
Assists	1	vs. UAlbany (12/21/21)
Minutes	2	at Bucknell (1/13/22)
Steals	1	at Bucknell (1/13/22)
Blocks		
Field Goals	1	at Colgate (2/9/22)
FG Att.	2	at Colgate (2/9/22)
3-Point FG	1	at Colgate (2/9/22)
3-Point Att.	1	at Colgate (2/9/22)
Free Throws	1	at Colgate (2/9/22)
FT Att.	2	at Colgate (2/9/22)

MISC. CAREER STATS

Category	Total	Latest
Double-Figure Pts.		
20+ Point Games		
5+ assists		
10+ rebounds		
Double-Doubles		

MISC. SEASON STATS

Category	Total	Latest
Double-Figure Pts.		
20+ Point Games		
5+ assists		
10+ rebounds		
Double-Doubles		

BEFORE LEHIGH

Four-year varsity player and captain senior year at The Walker School ... Was a 1,000 point scorer ... The Walker School's all-time leading rebounder ... Won the Deflection Award junior year ... As a senior, was awarded "The Wolverine Award" - given to the player who exemplifies leadership, integrity, work ethic and academic excellence on a daily basis ... Helped lead team to the Sweet Sixteen in the Georgia High School Basketball Tournament 1A Division in 2017-2018 and 2018-2019 ... Advanced to the Elite Eight in the 2019-2020 season ... Was a second -team all-region honoree in 2016-2017, 2017-2018 and

GAME-BY-GAME STATS

Opponent	Date	gs	min	Total fg-fga	pct	3-Pointers 3fg-fga	pct	Free throws ft-fa	pct	Rebounds off	def	tot	avg	pf	a	t/o	blk	stl	pts	avg
NJIT	11/13/21	2	0-0	.000	0-0	.000	0-0	.000	0-0	.000	0	0	0	0.0	0	0	0	0	0	0.0
at Virginia	11/26/21	2	0-1	.000	0-1	.000	0-0	.000	0-0	.000	0	0	0	0.0	0	0	0	0	0	0.0
SAINT FRANCIS (PA)	11/28/21	1	0-0	.000	0-0	.000	1-2	.500	0	0	0	0	0.0	0	0	0	0	0	1	0.3
ALBANY (NY)	12/21/21	1	0-0	.000	0-0	.000	0-0	.000	0-0	.000	0	0	0	0.0	0	1	0	0	0	0.3
at Maryland	12/28/21	2	0-0	.000	0-0	.000	0-0	.000	0-0	.000	0	0	0	0.0	0	0	1	0	0	0.2
at Army West Point	01/07/22	1	0-0	.000	0-0	.000	0-0	.000	0-0	.000	0	0	0	0.0	0	0	0	0	0	0.2
at Bucknell	01/13/22	2	1-1	1.000	1-1	1.000	0-0	.000	0	0	0	0	0.0	0	0	0	0	1	3	0.6
at Colgate	02/09/22	1	1-2	.500	1-1	1.000	1-2	.500	1	0	1	0.1	0	0	0	0	0	0	4	1.0
Totals		0	12	2-4	.500	2-3	.667	2-4	.500	1	0	1	0.1	0	1	1	0	1	8	1.0

Games played: 8
Minutes/game: 1.5
Points/game: 1.0
FG Pct: 50.0
3FG Pct: 66.7
FT Pct: 50.0

Rebounds/game: 0.1
Assists/game: 0.1
Turnovers/game: 0.1
Assist/turnover ratio: 1.0
Steals/game: 0.1

Career Stats

Season	gp-gs	min/avg	Total fg-fga	pct	3-Point fg-fga	pct	F-Throws ft-fa	pct	Rebounds off	def	tot	avg	pf	fo	ast	to	blk	stl	Scoring pts	avg
2021-22	8-0	12/1.5	2-4	.500	2-3	.667	2-4	.500	1	0	1	0.1	0	0	1	1	0	1	8	1.0
TOTAL	8-0	12/1.5	2-4	.500	2-3	.667	2-4	.500	1	0	1	0.1	0	0	1	1	0	1	8	1.0



22 TYLER WHITNEY-SIDNEY

Fy. • G • 6-2 • Arts and Sciences
Somerville, Mass. • Brooks School

CAREER HIGHS

Category	Total	Latest
Points	19	vs. Army (1/26/22)
Rebounds	8	at Bucknell (1/13/22)
Assists	5	vs. Navy (2/2/22)
Minutes	32	at Boston U. (1/22/22)
Steals	2	vs. Army (1/26/22)
Blocks	1	at Navy (1/19/22)
Field Goals	7	vs. Army (1/26/22)
FG Att.	10	vs. Army (1/26/22)
3-Point FG	1	vs. Army (1/26/22)
3-Point Att.	2	vs. Army (1/26/22)
Free Throws	6	at Navy (1/19/22)
FT Att.	10	at Navy (1/19/22)

2020-21 SEASON HIGHS

Category	Total	Latest
Points	19	vs. Army (1/26/22)
Rebounds	8	at Bucknell (1/13/22)
Assists	5	vs. Navy (2/2/22)
Minutes	32	at Boston U. (1/22/22)
Steals	2	vs. Army (1/26/22)
Blocks	1	at Navy (1/19/22)
Field Goals	7	vs. Army (1/26/22)
FG Att.	10	vs. Army (1/26/22)
3-Point FG	1	vs. Army (1/26/22)
3-Point Att.	2	vs. Army (1/26/22)
Free Throws	6	at Navy (1/19/22)
FT Att.	10	at Navy (1/19/22)

MISC. CAREER STATS

Category	Total	Latest
Double-Figure Pts.	4	at Holy Cross (1/28/22)
20+ Point Games		
5+ assists		
10+ rebounds		
Double-Doubles		

MISC. SEASON STATS

Category	Total	Latest
Double-Figure Pts.	4	at Holy Cross (1/28/22)
20+ Point Games		
5+ assists		
10+ rebounds		
Double-Doubles		

2021-22 UPDATE

- Two points and two assists vs. Lafayette (2/12).
- Posted eight points, four assists, two rebounds and a steal at Colgate (2/9).
- Tallied four points, three rebounds and two assists vs. Boston University (2/5).
- Finished with nine points and a career-high five assists in huge comeback win over Navy (2/2).
- Scored 11 points at Holy Cross (1/28).
- Career effort, posting career highs in points (19) and assists (4) while adding four rebounds and two steals vs. Army (1/26). Shot 7-of-10 from the floor.
- Six points, three rebounds and two assists at Boston University (1/22).
- Tied a career-high 11 points in big win at Navy (1/19). Also tied career-high 29 minutes while setting career highs in free throws made (6) and attempted (10). Posted first-career block.
- Two points, four rebounds and an assist vs. Loyola (1/16).
- Sensational in convincing win at Bucknell (1/13), posting career highs in points (11) and rebounds (8), while tying a career-high three assists. Shot 5-of-7 from the field and had zero turnovers.
- Finished with a career-high nine points, five rebounds, two assists and a steal vs. Holy Cross (1/10).
- Posted five points, a rebound, two assists and two steals at Army West Point (1/7).
- Impressive effort in first-career start, setting or tying career highs in points (8), minutes (29), steals (2), field goals made (4) and field goals attempted (9) in big win over Colgate (1/4). Also had one assist and zero turnovers.
- Served as spark in Patriot League opening win at American (1/1), scoring Lehigh's first four points of the second half while also providing strong defensive energy. Finished with a game-best plus/minus of plus 16. Tied a career-high 18 minutes.
- Had an assist and steal vs. UAlbany (12/21).
- Tallied two points, two rebounds and an assist against Maryland Eastern Shore (12/4).
- Finished with two points, three rebounds and two assists at Virginia (11/26).
- Had two points and two steals in win over Columbia (11/23).
- Playing in front of many friends and family in a homecoming game, posted two points, an assist, rebound and first-career steal at Merrimack (11/19).
- Posted two points and a rebound at Monmouth (11/16).
- Scored first-collegiate points, finishing with five - along with three assists - in the home opener vs. NJIT (11/13).
- Grabbed a rebound in collegiate debut at Rutgers (11/10).



BEFORE LEHIGH

From the Brooks School, was named a three-star recruit by both ESPN and Rivals ... Top 50 nationally ranked point guard according to Corey Evans ... Finished senior year as the No. 1 ranked point guard in Massachusetts by ESPN and top five overall in the state ... Named All-NEPSAC and All-ISL as a sophomore ... In 2018, scored 35 points in a game, which was the school's second-highest total in the past 20 years for a Brooks player ... Through his junior year, owned 1,145 career points, averaging 13.4 points and 4.1 rebounds over his high school career ... Named a prefect at Brooks School - a significant leadership distinction for a senior. Prefects are appointed to work with the younger students and help them feel welcome as they adjust to living away from home. Prefects are student leaders, described as doers and omnipresent on campus; they give of themselves and their talents generously.

GAME-BY-GAME STATS

Opponent	Date	gs	min	Total		3-Pointers		Free throws		Rebounds				pf	a	t/o	blk	stl	pts	avg
				fg	pct	3fg	pct	ft	pct	off	def	tot	avg							
at Rutgers	11/10/21	12	0-4	.000	0-0	.000	0-0	.000	1	0	1	1.0	3	0	2	0	0	0	0.0	
NJIT	11/13/21	14	1-2	.500	0-1	.000	3-4	.750	0	0	0	0.5	4	3	2	0	0	5	2.5	
at Monmouth	11/16/21	6	1-2	.500	0-1	.000	0-0	.000	0	1	1	0.7	1	0	2	0	0	2	2.3	
at Merrimack	11/19/21	18	1-2	.500	0-0	.000	0-0	.000	0	1	1	0.8	2	1	3	0	1	2	2.3	
COLUMBIA	11/23/21	7	0-1	.000	0-0	.000	2-4	.500	0	0	0	0.6	0	0	0	0	2	2	2.2	
at Virginia	11/26/21	14	0-2	.000	0-0	.000	2-2	1.000	0	3	3	1.0	0	2	3	0	0	2	2.2	
SAINT FRANCIS (PA)	11/28/21	2	0-0	.000	0-0	.000	0-0	.000	0	0	0	0.9	1	0	1	0	0	0	1.9	
UMES	12/04/21	9	1-1	1.000	0-0	.000	0-0	.000	0	2	2	1.0	2	1	3	0	0	2	1.9	
ALBANY (NY)	12/21/21	13	0-4	.000	0-2	.000	0-0	.000	0	0	0	0.9	0	1	3	0	1	0	1.7	
at American	01/01/22	18	1-5	.200	0-1	.000	2-2	1.000	0	2	2	1.0	3	0	1	0	0	4	1.9	
COLGATE	01/04/22	*	29	4-9	.444	0-1	.000	0-1	.000	2	0	2	1.1	0	1	0	0	2	8	2.5
at Army West Point	01/07/22	*	17	2-7	.286	0-1	.000	1-1	1.000	0	1	1	1.1	4	2	2	0	5	2.7	
HOLY CROSS	01/10/22	*	28	3-9	.333	0-1	.000	3-4	.750	0	5	5	1.4	3	2	1	0	1	9	3.2
at Bucknell	01/13/22	*	25	5-7	.714	0-0	.000	1-2	.500	1	7	8	1.9	3	3	0	0	1	11	3.7
LOYOLA MARYLAND	01/16/22	*	27	1-3	.333	0-0	.000	0-0	.000	0	4	4	2.0	1	1	6	0	2	3.6	
at Navy	01/19/22	*	29	2-5	.400	1-1	1.000	6-10	.600	0	3	3	2.1	3	1	3	1	1	11	4.1
at Boston U.	01/22/22	*	32	2-6	.333	0-0	.000	2-2	1.000	0	3	3	2.1	1	2	0	0	6	4.2	
ARMY WEST POINT	01/26/22	*	29	7-10	.700	1-2	.500	4-5	.800	2	2	4	2.2	4	4	3	0	2	19	5.0
at Holy Cross	01/28/22	*	29	3-8	.375	1-2	.500	4-5	.800	1	1	2	2.2	3	0	2	0	0	11	5.3
NAVY	02/02/22	*	28	3-7	.429	1-2	.500	2-2	1.000	0	2	2	2.2	3	5	0	0	9	5.5	
BOSTON U.	02/05/22	*	32	1-4	.250	0-0	.000	2-2	1.000	1	2	3	2.2	1	2	1	0	0	4	5.4
at Colgate	02/09/22	*	25	3-10	.300	1-2	.500	1-2	.500	0	2	2	2.2	1	4	0	0	1	8	5.5
LAFAYETTE	02/12/22	*	18	1-3	.333	0-0	.000	0-0	.000	0	0	0	2.1	1	2	3	0	0	2	5.4
Totals		13	461	42-111	.378	5-17	.294	35-48	.729	8	41	49	2.1	44	37	41	1	14	124	5.4

Games played: 23
Minutes/game: 20.0
Points/game: 5.4
FG Pct: 37.8
3FG Pct: 29.4
FT Pct: 72.9

Rebounds/game: 2.1
Assists/game: 1.6
Turnovers/game: 1.8
Assist/turnover ratio: 0.9
Steals/game: 0.6
Blocks/game: 0.0

Career Stats

			Total		3-Point		F-Throws		Rebounds											Scoring	
Season	gp-gs	min/avg	fg-fga	pct	fg-fga	pct	ft-fa	pct	off	def	tot	avg	pf	fo	ast	to	blk	stl	pts	avg	
2021-22	23-13	461/20.0	42-111	.378	5-17	.294	35-48	.729	8	41	49	2.1	44	0	37	41	1	14	124	5.4	
TOTAL	23-13	461/20.0	42-111	.378	5-17	.294	35-48	.729	8	41	49	2.1	44	0	37	41	1	14	124	5.4	



25 BEN KNOSTMAN

Fy. Guard • 6-5 • Arts and Sciences
Dayton, Ohio • Tippecanoe High School

CAREER HIGHS

Category	Total	Latest
Points	5	vs. Columbia (11/23/21)
Rebounds	4	at Merrimack (11/19/21)
Assists	6	vs. UMES (12/4/21)
Minutes	33	vs. Columbia (11/23/21)
Steals	2	vs. Eastern (12/29/21)
Blocks	1	at Monmouth (11/16/21)
Field Goals	2	vs. Columbia (11/23/21)
FG Att.	3	vs. Columbia (11/23/21)
3-Point FG	1	vs. Columbia (11/23/21)
3-Point Att.	2	vs. Columbia (11/23/21)
Free Throws	1	at Monmouth (11/16/21)
FT Att.	2	at Monmouth (11/16/21)

2021-22 SEASON HIGHS

Category	Total	Latest
Points	5	vs. Columbia (11/23/21)
Rebounds	4	at Merrimack (11/19/21)
Assists	6	vs. UMES (12/4/21)
Minutes	33	vs. Columbia (11/23/21)
Steals	2	vs. Eastern (12/29/21)
Blocks	1	at Monmouth (11/16/21)
Field Goals	2	vs. Columbia (11/23/21)
FG Att.	3	vs. Columbia (11/23/21)
3-Point FG	1	vs. Columbia (11/23/21)
3-Point Att.	2	vs. Columbia (11/23/21)
Free Throws	1	at Monmouth (11/16/21)
FT Att.	2	at Monmouth (11/16/21)

MISC. CAREER STATS

Category	Total	Latest
Double-Figure Pts.		
20+ Point Games		
5+ assists	2	vs. Lafayette (2/12/22)
10+ rebounds		
Double-Doubles		

MISC. SEASON STATS

Category	Total	Latest
Double-Figure Pts.		
20+ Point Games		
5+ assists	2	vs. Lafayette (2/12/22)
10+ rebounds		
Double-Doubles		

2021-22 UPDATE

- Provided a strong spark vs. Lafayette (2/12), dishing five assists in just 11 second-half minutes.
- Posted an assist at Colgate (2/9).
- Grabbed rebound in big win at Navy (1/19).
- Recorded four assists and two steals vs. Eastern (12/29).
- Had two points, two rebounds, an assist and steal at Maryland (12/28).
- Dished a career-high six assists, while also grabbing three rebounds, vs. Maryland Eastern Shore (12/4).
- Two points, three rebounds and three assists at Yale (12/1).
- Knocked down a 3-pointer, while adding two assists vs. Saint Francis (11/28).
- Recorded three rebounds and an assist at Virginia (11/26).
- Solid all-around effort, posting five points, four assists and two steals in win over Columbia (11/23). Was 2-of-3 from the field and 1-of-2 from 3-point range.
- Posted four rebounds and four assists at Merrimack (11/19).
- Had a point, four assists and first-career block and steal at Monmouth (11/16).
- Knocked down first-collegiate 3-pointer in the home opener vs. NJIT (11/13).
- Strong collegiate debut at Rutgers (11/10), posting four points and four assists while turning the ball over just once in 28 minutes running the point. Shot 2-of-3 from the field.



BEFORE LEHIGH

Averaged 14.1 points, 9.1 assists, 9.1 rebounds, 2.3 steals and 2.2 blocks per game as a senior ... Along with his tremendous statistics, led Tippecanoe High School to an undefeated record in its league, and the team's first district championship in 12 years ... Was a two-time MVL Player of the Year (and first team honoree) ... Twice named first team All-District 9, and was the District 9 Player of the Year as a senior ... Named the Southwest District's Player of the Year as a senior (and named to the first team) ... First team All-Ohio as a senior as well.

GAME-BY-GAME STATS

				Total		3-Pointers		Free throws		Rebounds											
Opponent	Date	gs	min	fg-fga	pct	3fg-fga	pct	ft-fa	pct	off	def	tot	avg	pf	a	t/o	blk	stl	pts	avg	
at Rutgers	11/10/21	*	28	2-3	.667	0-0	.000	0-0	.000	0	3	3	3.0	3	4	1	0	0	4	4.0	
NJIT	11/13/21	*	21	1-2	.500	1-2	.500	0-0	.000	0	1	1	2.0	4	0	6	0	0	3	3.5	
at Monmouth	11/16/21	*	27	0-0	.000	0-0	.000	1-2	.500	0	1	1	1.7	1	4	3	1	1	1	2.7	
at Merrimack	11/19/21	*	24	0-0	.000	0-0	.000	0-0	.000	1	3	4	2.3	1	4	1	0	0	0	2.0	
COLUMBIA	11/23/21	*	33	2-3	.667	1-2	.500	0-0	.000	0	0	0	1.8	1	4	4	0	2	5	2.6	
at Virginia	11/26/21	*	16	0-3	.000	0-1	.000	0-0	.000	1	2	3	2.0	1	1	5	0	0	0	2.2	
SAINT FRANCIS (PA)	11/28/21		14	1-1	1.000	1-1	1.000	0-0	.000	0	0	0	1.7	2	2	1	0	0	3	2.3	
at Yale	12/01/21		15	1-2	.500	0-0	.000	0-0	.000	0	3	3	1.9	1	3	2	0	0	2	2.3	
UMES	12/04/21	*	31	0-1	.000	0-1	.000	0-0	.000	1	2	3	2.0	2	6	4	2	0	0	2.0	
ALBANY (NY)	12/12/21	*	12	0-0	.000	0-0	.000	0-0	.000	0	1	1	1.9	0	0	4	0	0	0	1.8	
at Maryland	12/28/21		21	1-2	.500	0-1	.000	0-0	.000	0	2	2	1.9	3	1	1	0	1	2	1.8	
EASTERN	12/29/21		17	0-0	.000	0-0	.000	0-0	.000	0	1	1	1.8	2	4	4	0	2	0	1.7	
at American	01/01/22		2	0-1	.000	0-0	.000	0-0	.000	0	0	0	1.7	0	0	0	0	0	0	1.5	
COLGATE	01/04/22		4	0-1	.000	0-1	.000	0-0	.000	0	0	0	1.6	0	1	0	0	0	0	1.4	
at Army West Point	01/07/22		2	0-0	.000	0-0	.000	0-0	.000	0	0	0	1.5	0	0	1	0	0	0	1.3	
at Navy	01/19/22		2	0-0	.000	0-0	.000	0-0	.000	0	1	1	1.4	0	0	0	0	0	0	1.3	
at Boston U.	01/22/22		3	0-0	.000	0-0	.000	0-0	.000	0	0	0	1.4	0	0	0	0	0	0	1.2	
at Colgate	02/09/22		6	0-1	.000	0-1	.000	0-0	.000	0	0	0	1.3	1	1	0	0	0	0	1.1	
LAFAYETTE	02/12/22		11	0-0	.000	0-0	.000	0-0	.000	0	0	0	1.2	0	5	2	0	0	0	1.1	
Totals		8	289	8-20	.400	3-10	.300	1-2	.500	3	20	23	1.2	22	40	39	3	6	20	1.1	

Games played: 19
Minutes/game: 15.2
Points/game: 1.1
FG Pct: 40.0
3FG Pct: 30.0
FT Pct: 50.0

Rebounds/game: 1.2
Assists/game: 2.1
Turnovers/game: 2.1
Assist/turnover ratio: 1.0
Steals/game: 0.3
Blocks/game: 0.2

Career Stats

Season	gp-gs	min/avg	Total fg-fga	pct	3-Point fg-fga	pct	F-Throws ft-fa	pct	Rebounds off	def	tot	avg	pf	fo	ast	to	blk	stl	pts	avg
2021-22	19-8	289/15.2	8-20	.400	3-10	.300	1-2	.500	3	20	23	1.2	22	0	40	39	3	6	20	1.1
TOTAL	19-8	289/15.2	8-20	.400	3-10	.300	1-2	.500	3	20	23	1.2	22	0	40	39	3	6	20	1.1



35 DOMINIC PAROLIN

So. • Forward/Center • 6-8 • Mathematics
Coquitlam, B.C. • Centennial Secondary

CAREER HIGHS

Category	Total	Latest
Points	15	at Loyola (2/21/21)
Rebounds	14	at Rutgers (11/10/21)
Assists	5	at Holy Cross (1/23/21)
Minutes	38	at Rutgers (11/10/21)
Steals	2	at Army (1/7/22)
Blocks	3	at Navy (1/19/22)
Field Goals	7	at Loyola (2/21/21)
FG Att.	11	at Loyola (2/21/21)
3-Point FG		
3-Point Att.	1	vs. UMES (12/4/21)
Free Throws	6	at Lafayette (1/3/21)
FT Att.	7	at Rutgers (11/10/21)

2021-22 SEASON HIGHS

Category	Total	Latest
Points	13	at Rutgers (11/10/21)
Rebounds	14	at Rutgers (11/10/21)
Assists	3	vs. UMES (12/4/21)
Minutes	38	at Rutgers (11/10/21)
Steals	2	at Army (1/7/22)
Blocks	3	at Navy (1/19/22)
Field Goals	5	vs. Columbia (11/23/21)
FG Att.	9	at Merrimack (11/19/21)
3-Point FG		
3-Point Att.	1	vs. Holy Cross (1/10/22)
Free Throws	5	at Rutgers (11/10/21)
FT Att.	7	at Rutgers (11/10/21)

MISC. CAREER STATS

Category	Total	Latest
Double-Figure Pts.	8	vs. Holy Cross (1/10/22)
20+ Point Games		
5+ assists	1	at Holy Cross (1/23/21)
10+ rebounds	3	at Merrimack (11/19/21)
Double-Doubles	1	at Loyola (2/21/21)

MISC. SEASON STATS

Category	Total	Latest
Double-Figure Pts.	6	vs. Holy Cross (1/10/22)
20+ Point Games		
5+ assists		
10+ rebounds	2	at Merrimack (11/19/21)
Double-Doubles		

2021-22 UPDATE

- Recorded two rebounds and an assist at Colgate (2/9).
- Posted two points and two rebounds vs. Navy (2/2).
- Grabbed six rebounds off the bench at Holy Cross (1/28).
- Had two points and two rebounds in win over Army (1/26).
- Tallied two points and two rebounds at Boston University (1/22).
- Made significant impact in big win at Navy (1/19), posting two points, three rebounds, an assist and career-high tying three blocks - including a big one late in the second half.
- Knocked down only field goal attempt while adding three rebounds and a steal vs. Loyola (1/16).
- Had 10 second-half points for a second straight game, finishing the game with 12 in a win over Holy Cross (1/10). Was 4-of-6 from the floor and 4-of-4 from the free throw line, while adding nine rebounds, three assists and a block.
- Scored all 10 of his points at Army West Point (1/7) in the second half. Finished 3-of-4 from the field while adding two rebounds, an assist and two steals (to tie a career high).
- Recorded two points, a rebound and steal in win vs. Colgate (1/4).
- Had two rebounds, two assists and a big block in the final minute of win at American (1/1).
- Posted four points, six rebounds and a block vs. Eastern (12/29).
- Tallied four rebounds, an assist, block and steal at Maryland (12/28).
- Two points, one rebound and one block in limited minutes vs. UAlbany (12/21).
- Had 11 points, five rebounds and three assists vs. Maryland Eastern Shore (12/4).
- Finished with nine points, a block and five rebounds at Yale (12/1). Four of the rebounds were on the offensive end.
- Posted three points, six rebounds, three blocks, three assists and a steal vs. Saint Francis (11/28).
- Four points, five rebounds and a steal at Virginia (11/26).
- Tallied 12 points on 5-of-6 shooting, while adding seven rebounds, three assists, two blocks and a steal in impressive all-around effort vs. Columbia (11/23).
- Scored four points while grabbing 12 rebounds and adding two assists and a block at Merrimack (11/19).
- Finished with 10 points, seven rebounds and career-high tying three blocks at Monmouth (11/16).
- Had two points, five rebounds, two assists and a steal in the home opener vs. NJIT (11/13).
- Impressed in season opener at Rutgers (11/10). Making first-career start, posted second-career double-double with 13 points and a career-high 14 rebounds in a career-high 38 minutes. Also had two assists and a block.



BEFORE LEHIGH

Averaged 29 points, 17 rebounds, 4.7 assists, 4.3 blocks and 3.2 steals during an impressive high school career at Centennial Secondary School ... Included were averages of 31 points, 17 rebounds, five assists and three blocks as a senior ... Led team to a No. 1 ranking in the province for the first half of his senior year ... Led team to a fifth-place finish in Provincial Championship, averaging 36 points and being named a first team All-Star ... Served as a team captain as a senior ... Named Fraser North Regional Tournament MVP ... Named a BC Provincial First All-Star and was a Canadian All-Star ... Named to the Biosteel All-Canadian Team as a top 24 high school player in the country ... Also highlighted as the biggest sleeper in his class by North Pole Hoops ... Had a 41-point, 20-rebound effort in a Tsumura Basketball Invitational championship final victory, which helped him earn tournament MVP ... Garnered an invitation to the Canadian U18 National Team's final selection camp ... In the summer of 2019, was a member of the BC Provincial U17 team ... Also competed for Drive Basketball in the Under Armour Rise Circuit ... In the classroom, posted a stellar 4.0 grade point average throughout high school.

GAME-BY-GAME STATS

Opponent	Date	gs	min	Total		3-Pointers		Free throws		Rebounds				pts			
				fg-fga	pct	3fg-fga	pct	ft-fa	pct	off	def	tot	avg	pf	a	tio	blk
at Rutgers	11/10/21	*	38	4-7	.571	0-0	.000	5-7	.714	2	12	14	14.0	3	2	4	1
NJIT	11/13/21	*	20	0-1	.000	0-0	.000	2-2	1.000	1	4	5	9.5	3	2	2	0
at Monmouth	11/16/21	*	30	4-9	.444	0-0	.000	2-3	.667	1	6	7	8.7	4	0	3	3
at Merrimack	11/19/21	*	34	1-9	.111	0-0	.000	2-3	.667	4	8	12	9.5	3	2	2	1
COLUMBIA	11/23/21	*	27	5-6	.833	0-0	.000	2-3	.667	3	4	7	9.0	2	3	1	2
at Virginia	11/26/21	*	18	2-4	.500	0-0	.000	0-0	.000	2	3	5	8.3	0	0	1	0
SAINT FRANCIS (PA)	11/28/21	*	27	1-4	.250	0-0	.000	1-2	.500	3	3	6	8.0	0	3	1	3
at Yale	12/01/21	*	31	4-8	.500	0-0	.000	1-2	.500	4	1	5	7.6	3	1	2	1
UMES	12/04/21	*	29	4-8	.500	0-1	.000	3-3	1.000	1	4	5	7.3	2	3	5	0
ALBANY (NY)	12/21/21		12	1-2	.500	0-0	.000	0-0	.000	0	1	1	6.7	2	0	1	1
at Maryland	12/28/21		21	0-4	.000	0-0	.000	0-0	.000	2	2	4	6.5	3	1	1	1
EASTERN	12/29/21		19	2-5	.400	0-1	.000	0-2	.000	2	4	6	6.4	2	0	1	0
at American	01/01/22		14	0-1	.000	0-0	.000	0-0	.000	1	1	2	6.1	2	2	2	1
COLGATE	01/04/22		10	1-3	.333	0-0	.000	0-0	.000	1	0	1	5.7	2	0	0	1
at Army West Point	01/07/22		21	3-4	.750	0-0	.000	4-6	.667	0	2	2	5.5	3	1	1	0
HOLY CROSS	01/10/22		25	4-6	.667	0-1	.000	4-4	1.000	2	7	9	5.7	1	3	2	1
at Bucknell	01/13/22		9	0-1	.000	0-0	.000	0-0	.000	0	0	0	5.4	2	0	0	0
LOYOLA MARYLAND	01/16/22		19	1-1	1.000	0-0	.000	0-0	.000	0	3	3	5.2	3	0	1	0
at Navy	01/19/22		21	0-1	.000	0-0	.000	2-2	1.000	0	3	3	5.1	2	1	0	3
at Boston U.	01/22/22		7	1-2	.500	0-0	.000	0-0	.000	2	0	2	5.0	3	0	0	0
ARMY WEST POINT	01/26/22		6	1-1	1.000	0-0	.000	0-1	.000	0	2	2	4.8	1	0	1	0
at Holy Cross	01/28/22		17	0-1	.000	0-0	.000	0-0	.000	1	5	6	4.9	2	0	1	0
NAVY	02/02/22		15	1-3	.333	0-0	.000	0-0	.000	0	2	2	4.7	1	0	0	0
BOSTON U.	02/05/22		14	0-0	.000	0-0	.000	0-0	.000	0	1	1	4.6	1	1	1	0
at Colgate	02/09/22		7	0-0	.000	0-0	.000	0-0	.000	1	1	2	4.5	0	1	1	0
Totals			9	491	40-91	.440	0-3	.000	28-40	.700	33	79	112	4.5	50	26	33

Games played: 25
Minutes/game: 19.6
Points/game: 4.3
FG Pct: 44.0
3FG Pct: 0.0

Rebounds/game: 4.5
Assists/game: 1.0
Turnovers/game: 1.3
Assist/turnover ratio: 0.8
Steals/game: 0.4

Career Stats

			Total		3-Point		F-Throws		Rebounds										Scoring	
Season	gp-gs	min/avg	fg-fga	pct	fg-fga	pct	ft-fa	pct	off	def	tot	avg	pf	fo	ast	to	blk	stl	pts	avg
2020-21	15-0	282/18.8	32-68	.471	0-1	.000	28-36	.778	25	40	65	4.3	27	0	13	13	5	10	92	6.1
2021-22	26-9	501/19.3	41-94	.436	0-3	.000	28-40	.700	35	80	115	4.4	53	0	26	33	19	10	110	4.2
TOTAL	41-9	783/19.1	73-162	.451	0-4	.000	56-76	.737	60	120	180	4.4	80	0	39	46	24	20	202	4.9



42 JT TAN

So. • Center • 6-8 • Arts and Sciences
Redondo Beach, Calif. • Rolling Hills Prep

CAREER HIGHS

Category	Total	Latest
Points	4	vs. Lafayette (2/12/22)
Rebounds	1	vs. Lafayette (2/12/22)
Assists		
Minutes	6	vs. Lafayette (2/12/22)
Steals	1	vs. Lafayette (2/12/22)
Blocks		
Field Goals	2	vs. Lafayette (2/12/22)
FG Att.	3	vs. Lafayette (2/12/22)
3-Point FG		
3-Point Att.		
Free Throws	1	vs. NJIT (11/13/21)
FT Att.	2	vs. NJIT (11/13/21)

2021-22 SEASON HIGHS

Category	Total	Latest
Points	4	vs. Lafayette (2/12/22)
Rebounds	1	vs. Lafayette (2/12/22)
Assists		
Minutes	6	vs. Lafayette (2/12/22)
Steals	1	vs. Lafayette (2/12/22)
Blocks		
Field Goals	2	vs. Lafayette (2/12/22)
FG Att.	3	vs. Lafayette (2/12/22)
3-Point FG		
3-Point Att.		
Free Throws	1	vs. NJIT (11/13/21)
FT Att.	2	vs. NJIT (11/13/21)

MISC. CAREER STATS

Category	Total	Latest
Double-Figure Pts.		
20+ Point Games		
5+ assists		
10+ rebounds		
Double-Doubles		

MISC. SEASON STATS

Category	Total	Latest
Double-Figure Pts.		
20+ Point Games		
5+ assists		
10+ rebounds		
Double-Doubles		

2021-22 UPDATE

- Strong effort vs. Lafayette (2/12), posting a career-high four points behind first two career field goals. Also had a rebound and steal.
- Posted a rebound in final minute at Colgate (2/9).
- Saw action against Army West Point (1/26) and Navy (2/2).
- Tied a career-high six minutes played against Maryland Eastern Shore (12/4).
- Grabbed a rebound late vs. Saint Francis (11/28).
- Got into second-career game late at Virginia (11/26).
- Made collegiate debut in the home opener vs. NJIT (11/13), posting a point, rebound and steal.

BEFORE LEHIGH

Standout at Rolling Hills Preparatory in California, averaging a double-double over career ... Named All-CIF first team in 2019 and 2020 and All-CIF second team in 2017 and 2018 ... As a junior, was named the CIF Southern Section Division 3AA Boys Basketball Player of the Year ... Won the John Wooden High School Player of the Year Award ... Named the 2018-2019 MaxPreps California Division 3 MVP ... Garnered Hoophall West MVP recognition ... Helped Rolling Hills to three CIF Southern Section 4A Championships ... As a freshman, won a Division 5 State Title and Southern Section 5A Championship ... Was also twice named Coastal League first team and twice named a Coastal League MVP ... Strong in the classroom as a member of the National Honor Society ... Was an honor roll student as well.



GAME-BY-GAME STATS

				Total		3-Pointers		Free throws		Rebounds											
Opponent	Date	gs	min	fg-fga	pct	3fg-fga	pct	ft-fga	pct	off	def	tot	avg	pf	a	t/o	blk	stl	pts	avg	
NJIT	11/13/21		6	0-3	.000	0-0	.000	1-2	.500	1	0	1	1.0	1	0	0	0	1	1	1.0	
at Virginia	11/26/21		2	0-0	.000	0-0	.000	0-0	.000	0	0	0	0.5	0	0	0	0	0	0	0.5	
SAINT FRANCIS (PA)	11/28/21		2	0-0	.000	0-0	.000	0-0	.000	0	1	1	0.7	0	0	0	0	0	0	0.3	
UMES	12/04/21		6	0-0	.000	0-0	.000	0-0	.000	0	0	0	0.5	0	0	1	0	0	0	0.3	
ARMY WEST POINT	01/26/22		1	0-0	.000	0-0	.000	0-0	.000	0	0	0	0.4	1	0	0	0	0	0	0.2	
NAVY	02/02/22		1	0-0	.000	0-0	.000	0-0	.000	0	0	0	0.3	1	0	0	0	0	0	0.2	
at Colgate	02/09/22		3	0-0	.000	0-0	.000	0-0	.000	0	1	1	0.4	0	0	0	0	0	0	0.1	
LAFAYETTE	02/12/22		6	2-3	.667	0-0	.000	0-0	.000	0	1	1	0.5	1	0	0	0	1	4	0.6	
Totals		0	27	2-6	.333	0-0	.000	1-2	.500	1	3	4	0.5	4	0	1	0	2	5	0.6	

Games played: 8
Minutes/game: 3.4
Points/game: 0.6
FG Pct: 33.3
FT Pct: 50.0

Rebounds/game: 0.5
Turnovers/game: 0.1
Steals/game: 0.3

Career Stats

			Total		3-Point		F-Throws		Rebounds											Scoring	
Season	gp-gs	min/avg	fg-fga	pct	fg-fga	pct	ft-fga	pct	off	def	tot	avg	pf	fo	ast	to	blk	stl	pts	avg	
2021-22	8-0	27/3.4	2-6	.333	0-0	.000	1-2	.500	1	3	4	0.5	4	0	0	1	0	2	5	0.6	
TOTAL	8-0	27/3.4	2-6	.333	0-0	.000	1-2	.500	1	3	4	0.5	4	0	0	1	0	2	5	0.6	



44 NIC LYNCH

Sr. • Center • 6-11 • Political Science
Seattle, Wash. • Seattle Prep

CAREER HIGHS

Category	Total	Latest
Points	25	vs. Army (2/1/20)
Rebounds	13	vs. Army (2/1/20)
Assists	2	at Colgate (2/9/22)
Minutes	35	vs. Army (2/1/20)
Steals	1	at Boston U. (1/22/22)
Blocks	3	vs. Navy (1/9/21)
Field Goals	10	at Lafayette (1/3/21)
FG Att.	16	at Lafayette (1/3/21)
3-Point FG	2	at American (1/1/22)
3-Point Att.	4	vs. Colgate (1/4/22)
Free Throws	8	vs. Boston U. (2/5/22)
FT Att.	10	vs. Lafayette (1/2/21)

2021-22 SEASON HIGHS

Category	Total	Latest
Points	24	vs. Boston U. (2/5/22)
Rebounds	10	vs. Colgate (1/4/22)
Assists	2	at Colgate (2/9/22)
Minutes	34	vs. Boston U. (1/22/22)
Steals	1	at Boston U. (1/22/22)
Blocks	2	at Virginia (11/26/21)
Field Goals	7	vs. Boston U. (2/5/22)
FG Att.	13	vs. Colgate (1/4/22)
3-Point FG	2	vs. Boston U. (2/5/22)
3-Point Att.	4	at Boston U. (1/22/22)
Free Throws	8	vs. Boston U. (2/5/22)
FT Att.	8	vs. Boston U. (2/5/22)

MISC. CAREER STATS


Category	Total	Latest
Double-Figure Pts.	36	vs. Lafayette (2/12/22)
20+ Point Games	5	vs. Boston U. (2/5/22)
5+ assists		
10+ rebounds	5	vs. Colgate (1/4/22)
Double-Doubles	5	vs. Colgate (1/4/22)

MISC. SEASON STATS

Category	Total	Latest
Double-Figure Pts.	12	vs. Lafayette (2/12/22)
20+ Point Games	1	vs. Boston U. (2/5/22)
5+ assists		
10+ rebounds	1	vs. Colgate (1/4/22)
Double-Doubles	1	vs. Colgate (1/4/22)

2021-22 UPDATE

- Fourth straight game with double-figure points, recording 12 points on 4-of-5 shooting. Also had four rebounds, an assist and block.
- Finished with 18 points, nine rebounds and a career-high tying two assists at Colgate (2/9).
- Scored a season-high 24 points (15 in the second half) in impressive effort vs. Boston University (2/5). Shot 7-of-10 from the floor, 2-of-2 from 3-point range and 8-of-8 from the free throw line. Added seven rebounds.
- Scored a game-high 18 points in huge comeback win over Navy (2/2). Knocked down a pair of big 3-pointers as part of Lehigh's 20-2 run to end the game.
- Posted nine points and two assists at Holy Cross (1/28).
- Finished with 11 points on 4-of-6 shooting, including 2-of-3 from behind the arc vs. Army (1/26). Added seven rebounds, two assists and a block.
- Had eight points, four rebounds, an assist and steal at Boston University (1/22), shooting 2-of-4 from behind the arc.
- Posted three points, three rebounds and a block at Navy (1/19).
- Finished with 14 points on 6-of-8 shooting vs. Loyola (1/16). Ten of those points came in the first half.
- Celebrated birthday with 15 points, along with eight rebounds and two assist at Bucknell (1/13). Was 6-of-10 from the floor.
- Finished with four points, two rebounds and an assist in win over Holy Cross (1/10).
- Had three points and three rebounds at Army (1/7).
- Posted fifth-career double-double with 11 points and 10 rebounds in big win over Colgate (1/4).
- Impressed in Patriot League opener at American (1/1), scoring 12 points (nine in the first half) while adding six rebounds and an assist.
- Recorded nine points, six rebounds and a block vs. Eastern (12/29).
- Scored a season-high 12 points (eight coming in the second half) at Maryland (12/28). Added four rebounds and a steal.
- Tallied 10 points and four rebounds against UAlbany (12/21).
- Had two points, two rebounds and a block in five minutes vs. Maryland Eastern Shore (12/4).
- Posted five points on 2-of-3 shooting while adding two rebounds and an assist at Yale (12/1).
- Scored 11 points, including 5-of-5 from the free throw line. Also dished an assist and grabbed three rebounds.
- Recorded four points, two rebounds and two blocks at Virginia (11/26).
- Finished with six points, five rebounds, a block and steal in win over Columbia (11/23).
- Tallied four points and a rebound at Merrimack (11/19).
- Had seven points, two rebounds and a block at Monmouth (11/16).
- Posted two points and three rebounds vs. NJIT (11/13).
- Began season with two points and a rebound at Rutgers (11/10).



BEFORE LEHIGH

Came to Lehigh after a strong career playing with multiple Division I players at Seattle Prep under Coach Mike Kelly, the same school (and coach) that produced former Mountain Hawks' captain Jordan Hamilton '12...Was named first team All-Metro League and first team All-State... Named to the Nike EYBL Watch List in 2017... Was a 1,000 point scorer at Seattle Prep in three years of varsity basketball... Leading scorer for 3A team in the All-Star Game vs. 4A... Selected to play in the Northwestern Shootout Washington vs. Oregon All-Star Game... Ranked as a three-star recruit by ESPN... Ranked among the top 50 centers in the class of 2018 by ESPN... Prior to time with Seattle Rotary, also played AAU basketball for Coach Jim Marsh of Friends of Hoop Seattle.

GAME-BY-GAME STATS

Opponent	Date	gs	min	fg-fga	pct	3fg-fga	pct	ft-fa	pct	off	def	tot	avg	pf	a	t/o	blk	stl	pts	avg
at Rutgers	11/10/21	7	1-2	500	0-0	.000	0-0	.000	0	0	1	1.0	2	0	2	0	0	0	2	2.0
NJIT	11/13/21	12	1-5	200	0-1	.000	0-0	.000	1	2	3	2.0	2	0	1	0	0	0	2	2.0
at Monmouth	11/16/21	16	2-5	400	0-0	.000	3-3	1.000	0	2	2	2.0	2	0	0	1	0	7	3.7	
at Merrimack	11/19/21	7	1-4	250	0-0	.000	2-2	1.000	1	0	1	1.8	0	0	0	0	0	4	3.8	
COLUMBIA	11/23/21	13	3-6	500	0-0	.000	0-0	.000	2	3	5	2.4	0	0	0	0	1	1	6	4.2
at Virginia	11/26/21	22	2-3	667	0-0	.000	0-0	.000	1	1	2	2.3	2	0	1	2	0	4	4.2	
SAINT FRANCIS (PA)	11/28/21	12	3-6	500	0-0	.000	5-5	1.000	2	1	3	2.4	3	1	1	0	0	0	11	5.1
at Yale	12/01/21	13	2-3	667	1-1	1.000	0-0	.000	0	2	2	2.4	2	1	1	0	0	0	5	5.1
UMES	12/04/21	5	1-1	1,000	0-0	.000	0-0	.000	1	1	2	2.3	0	0	0	1	0	2	4.8	
ALBANY (NY)	12/12/21	* 24	2-3	667	0-1	.000	6-6	1.000	1	3	4	2.5	1	0	2	0	0	0	10	5.3
at Maryland	12/28/21	* 15	5-9	556	1-1	1.000	1-2	.500	3	1	4	2.6	5	0	2	0	1	1	12	5.9
EASTERN	12/29/21	* 21	3-12	250	0-2	.000	3-4	.750	3	3	6	2.9	4	0	1	1	0	9	6.2	
at American	01/01/22	* 25	4-8	500	2-3	.667	2-2	1.000	2	4	6	3.2	2	1	0	0	0	0	12	6.6
COLGATE	01/04/22	* 30	5-13	385	1-4	.250	0-0	.000	2	8	10	3.6	0	2	0	0	0	0	11	6.9
at Army West Point	01/07/22	* 17	1-1	1,000	0-0	.000	1-2	.500	1	2	3	3.6	1	0	0	0	0	0	3	6.7
HOLY CROSS	01/10/22	* 14	2-2	1,000	0-0	.000	0-0	.000	1	1	2	3.5	3	1	2	0	0	4	6.5	
at Bucknell	01/13/22	* 28	6-10	600	1-3	.333	2-4	.500	1	7	8	3.8	2	2	1	0	0	0	15	7.0
LOYOLA MARYLAND	01/16/22	* 21	6-8	750	2-2	1.000	0-0	.000	0	3	3	3.7	4	0	0	0	0	0	14	7.4
at Navy	01/19/22	* 19	0-4	.000	0-2	.000	3-4	.750	1	2	3	3.7	4	0	1	1	0	3	7.2	
at Boston U.	01/22/22	* 33	3-6	500	2-4	.500	0-0	.000	1	3	4	3.7	3	1	2	0	1	8	7.2	
ARMY WEST POINT	01/26/22	* 35	4-6	667	2-3	.667	1-1	1.000	0	7	7	3.9	1	2	2	1	1	11	7.4	
at Holy Cross	01/28/22	* 25	3-6	500	1-1	1.000	2-2	1.000	0	1	1	3.7	3	2	0	1	0	9	7.5	
NAVY	02/02/22	* 27	6-8	750	2-2	1.000	4-4	1.000	3	1	4	3.7	2	0	1	0	0	0	18	7.9
BOSTON U.	02/05/22	* 34	7-10	700	2-2	1.000	8-8	1.000	1	6	7	3.9	5	1	2	0	0	0	24	8.6
at Colgate	02/09/22	* 31	8-15	533	1-4	.250	1-1	1.000	1	8	9	4.1	3	2	2	0	0	0	18	9.0
LAFAYETTE	02/12/22	* 24	4-5	800	0-1	.000	4-4	1.000	0	4	4	4.1	3	1	1	1	0	12	9.1	
Totals		17	530	85-161	.528	18-37	.486	48-54	.889	29	77	106	4.1	59	17	25	10	4	236	9.1

Games played: 26
Minutes/game: 20.4

Rebounds/game: 4.1
Assists/game: 0.7

Career Stats

Season	gp-gs	min/avg	Total fg-fga	pct	3-Point fg-fga	pct	F-Throws ft-fa	pct	Rebounds off	def	tot	avg	Scoring pf	fo	ast	to	blk	stl	pts	avg
2018-19	31-0	372/12.0	49-106	.462	0-0	.000	21-42	.500	34	69	103	3.3	66	1	1	31	14	6	119	3.8
2019-20	19-18	441/23.2	80-142	.563	0-0	.000	22-35	.629	26	71	97	5.1	52	3	5	33	9	5	182	9.6
2020-21	15-15	361/24.1	79-160	.494	1-2	.500	23-32	.719	23	44	67	4.5	41	0	10	16	10	3	182	12.1
2021-22	26-17	530/20.4	85-161	.528	18-37	.486	48-54	.889	29	77	106	4.1	59	2	17	25	10	4	236	9.1
TOTAL	91-50	1704/18.7	293-569	.515	19-39	.487	114-163	.699	112	261	373	4.1	218	6	33	105	43	18	719	7.9

OVERALL STATISTICS

RECORD:	OVERALL	HOME	AWAY	NEUTRAL
ALL GAMES	9-17	6-7	3-10	0-0
CONFERENCE	7-7	4-3	3-4	0-0
NON-CONFERENCE	2-10	2-4	0-6	0-0

#	Player	gp-gs	min	avg	Total		3-Point		F-Throw		Rebounds				pf	dq	a	to	blk	stl	pts	avg
					fg-fga	fg%	3fg-fga	3fg%	ft-fa	ft%	off	def	tot	avg								
05	Taylor, Evan	26-26	799	30.7	131-272	.482	46-107	.430	50-69	.725	15	136	151	5.8	67	2	35	35	28	23	358	13.8
01	Wilson, Jeameril	26-25	736	28.3	114-217	.525	29-69	.420	29-46	.630	17	114	131	5.0	50	0	57	62	20	8	286	11.0
44	Lynch, Nic	26-17	530	20.4	85-161	.528	18-37	.486	48-54	.889	29	77	106	4.1	59	2	17	25	10	4	236	9.1
13	Higgins Jr., Keith	25-16	626	25.0	79-188	.420	36-98	.367	21-32	.656	8	58	66	2.6	41	0	54	28	8	8	215	8.6
11	Wilson, Marques	19-8	439	23.1	49-128	.383	17-55	.309	26-37	.703	13	37	50	2.6	35	0	33	39	6	18	141	7.4
22	Whitney-Sidney, Tyler	23-13	461	20.0	42-111	.378	5-17	.294	35-48	.729	8	41	49	2.1	44	0	37	41	1	14	124	5.4
15	Fenton, Reed	24-7	384	16.0	37-104	.356	17-58	.293	18-24	.750	4	39	43	1.8	35	0	28	20	1	8	109	4.5
35	Parolin, Dominic	26-9	501	19.3	41-94	.436	0-3	.000	28-40	.700	35	80	115	4.4	53	0	26	33	19	10	110	4.2
02	Betlow, Jake	23-0	267	11.6	24-65	.369	22-60	.367	12-18	.667	2	10	12	0.5	23	0	19	11	0	2	82	3.6
00	Alamudun, Jakob	18-1	145	8.1	20-48	.417	5-15	.333	10-12	.833	4	19	23	1.3	16	0	8	11	0	2	55	3.1
25	Knostman, Ben	19-8	289	15.2	8-20	.400	3-10	.300	1-2	.500	3	20	23	1.2	22	0	40	39	3	6	20	1.1
21	Chebuhar, Burke	8-0	12	1.5	2-4	.500	2-3	.667	2-4	.500	1	0	1	0.1	0	0	1	1	0	1	8	1.0
20	Saigal, Jayshen	7-0	10	1.4	2-3	.667	1-2	.500	0-0	.000	1	0	1	0.1	0	0	1	0	0	1	5	0.7
42	Tan, JT	8-0	27	3.4	2-6	.333	0-0	.000	1-2	.500	1	3	4	0.5	4	0	0	1	0	2	5	0.6
Team											34	49	83					16				
Total.....		0	5226		636-1421	.448	201-534	.376	281-388	.724	175	683	858	0.0	449	4	356	362	96	107	1754	0.0
Opponents.....		0	5225		677-1544	.438	134-389	.344	373-513	.727	251	663	914	0.0	402	-	261	260	107	204	1861	0.0

TEAM STATISTICS	LEHIGH	OPP	Date	Opponent	Score	Att.
SCORING	1754	1861	11/10/21	at Rutgers	Lot 70-73	8000
Points per game	67.5	71.6	11/13/21	NJIT	L 56-73	782
Scoring margin	-4.1	-	11/16/21	at Monmouth	L 75-85	1933
FIELD GOALS-ATT	636-1421	677-1544	11/19/21	at Merrimack	L 45-55	3000
Field goal pct	.448	.438	11/23/21	COLUMBIA	W 79-72	618
3 POINT FG-ATT	201-534	134-389	11/26/21	at Virginia	L 43-61	12647
3-point FG pct	.376	.344	11/28/21	SAINT FRANCIS (PA)	L 68-79	593
3-pt FG made per game	7.7	5.2	12/01/21	at Yale	L 72-82	636
FREE THROWS-ATT	281-388	373-513	12/04/21	UMES	L 75-81	657
Free throw pct	.724	.727	12/21/21	ALBANY (NY)	L 52-68	602
F-Throws made per game	10.8	14.3	12/28/21	at Maryland	L 55-76	9783
REBOUNDS	858	914	12/29/21	EASTERN	W 70-63	538
Rebounds per game	33.0	35.2	* 01/01/22	at American	W 63-61	365
Rebounding margin	-2.2	-	* 01/04/22	COLGATE	W 85-81	563
ASSISTS	356	261	* 01/07/22	at Army West Point	L 55-77	580
Assists per game	13.7	10.0	* 01/10/22	HOLY CROSS	W 77-69	482
TURNOVERS	362	260	* 01/13/22	at Bucknell	W 97-64	684
Turnovers per game	13.9	10.0	* 01/16/22	LOYOLA MARYLAND	L 57-69	507
Turnover margin	-3.9	-	* 01/19/22	at Navy	W 69-61	701
Assist/turnover ratio	1.0	1.0	* 01/22/22	at Boston U.	L 74-80	823
STEALS	107	204	* 01/26/22	ARMY WEST POINT	W 84-71	744
Steals per game	4.1	7.8	* 01/28/22	at Holy Cross	L 65-67	188
BLOCKS	96	107	* 02/02/22	NAVY	W 63-62	1089
Blocks per game	3.7	4.1	* 02/05/22	BOSTON U.	L 74-80	810
ATTENDANCE	9209	39850	* 02/09/22	at Colgate	L 62-78	510
Home games-Avg/Game	13-708	13-3065	* 02/12/22	LAFAYETTE	L 69-73	1224
Neutral site-Avg/Game	-	0-0				

* - Conference game

Score by Periods	1st	2nd	OT	Totals
Lehigh	807	940	7	1754
Opponents	855	996	10	1861

PATRIOT LEAGUE STATISTICS

RECORD:	OVERALL	HOME	AWAY	NEUTRAL
ALL GAMES	7-7	4-3	3-4	0-0
CONFERENCE	7-7	4-3	3-4	0-0
NON-CONFERENCE	0-0	0-0	0-0	0-0

#	Player	gp-gs	min	avg	Total		3-Point		F-Throw		Rebounds								a	to	blk	stl	pts	avg
					fg-fga	fg%	3fg-fga	3fg%	ft-fa	ft%	off	def	tot	avg	pf	dq								
05	Taylor,Evan	14-14	444	31.7	77-148	.520	29-61	.475	27-38	.711	8	71	79	5.6	38	2	19	20	17	10	210	15.0		
13	Higgins Jr.,Keith	14-14	445	31.8	64-141	.454	28-67	.418	14-22	.636	5	40	45	3.2	22	0	42	21	7	8	170	12.1		
44	Lynch,Nic	14-14	363	25.9	59-102	.578	16-31	.516	28-32	.875	14	57	71	5.1	36	1	15	14	4	2	162	11.6		
01	Wilson,Jeameril	14-14	417	29.8	57-118	.483	18-41	.439	10-18	.556	11	65	76	5.4	31	0	39	30	9	4	142	10.1		
22	Whitney-Sidney,Tyler	14-13	366	26.1	38-93	.409	5-13	.385	28-38	.737	7	34	41	2.9	31	0	29	22	1	10	109	7.8		
11	Wilson,Marques	11-0	193	17.5	19-47	.404	8-21	.381	9-13	.692	5	23	28	2.5	18	0	22	18	4	8	55	5.0		
02	Betlow,Jake	14-0	144	10.3	14-34	.412	12-30	.400	10-14	.714	2	3	5	0.4	14	0	9	8	0	1	50	3.6		
15	Fenton,Reed	12-1	155	12.9	13-36	.361	6-21	.286	9-12	.750	2	14	16	1.3	15	0	15	9	1	5	41	3.4		
35	Parolin,Dominic	14-0	195	13.9	13-27	.481	0-1	.000	10-13	.769	10	28	38	2.7	26	0	9	10	5	5	36	2.6		
21	Chebuhar,Burke	3-0	4	1.3	2-3	.667	2-2	1.000	1-2	.500	1	0	1	0.3	0	0	0	0	0	1	7	2.3		
42	Tan,JT	4-0	11	2.8	2-3	.667	0-0	.000	0-0	.000	0	2	2	0.5	3	0	0	0	0	1	4	1.0		
00	Alamudun,Jakob	8-0	30	3.8	3-7	.429	2-5	.400	0-0	.000	0	4	4	0.5	3	0	1	3	0	0	8	1.0		
25	Knostman,Ben	7-0	30	4.3	0-3	.000	0-2	.000	0-0	.000	0	1	1	0.1	1	0	7	3	0	0	0	0.0		
20	Saigal,Jayshen	3-0	4	1.3	0-1	.000	0-1	.000	0-0	.000	0	0	0	0.0	0	0	0	0	0	0	0	0.0		
Team											17	23	40				7							
Total.....		14	2801		361-763	.473	126-296	.426	146-202	.723	82	365	447	31.9	238	3	207	165	48	55	994	71.0		
Opponents.....		14	2800		368-814	.452	69-212	.325	188-272	.691	122	350	472	33.7	210	-	141	125	50	89	993	70.9		

TEAM STATISTICS	LEHIGH	OPP	Date	Opponent	Score	Att.
SCORING	994	993	* 01/01/22	at American	w 63-61	365
Points per game	71.0	70.9	* 01/04/22	COLGATE	w 85-81	563
Scoring margin	+0.1	-	* 01/07/22	at Army West Point	L 55-77	580
FIELD GOALS-ATT	361-763	368-814	* 01/10/22	HOLY CROSS	w 77-69	482
Field goal pct	.473	.452	* 01/13/22	at Bucknell	w 97-64	684
3 POINT FG-ATT	126-296	69-212	* 01/16/22	LOYOLA MARYLAND	L 57-69	507
3-point FG pct	.426	.325	* 01/19/22	at Navy	w 69-61	701
3-pt FG made per game	9.0	4.9	* 01/22/22	at Boston U.	L 74-80	823
FREE THROWS-ATT	146-202	188-272	* 01/26/22	ARMY WEST POINT	w 84-71	744
Free throw pct	.723	.691	* 01/28/22	at Holy Cross	L 65-67	188
F-Throws made per game	10.4	13.4	* 02/02/22	NAVY	w 63-62	1089
REBOUNDS	447	472	* 02/05/22	BOSTON U.	L 74-80	810
Rebounds per game	31.9	33.7	* 02/09/22	at Colgate	L 62-78	510
Rebounding margin	-1.8	-	* 02/12/22	LAFAYETTE	L 69-73	1224
ASSISTS	207	141	* - Conference game			
Assists per game	14.8	10.1				
TURNOVERS	165	125				
Turnovers per game	11.8	8.9				
Turnover margin	-2.9	-				
Assist/turnover ratio	1.3	1.1				
STEALS	55	89				
Steals per game	3.9	6.4				
BLOCKS	48	50				
Blocks per game	3.4	3.6				
ATTENDANCE	5419	3851				
Home games-Avg/Game	7-774	7-550				
Neutral site-Avg/Game	-	0-0				

Score by Periods	1st	2nd	Totals
Lehigh	455	539	994
Opponents	470	523	993

2021-22 LEHIGH MEN'S BASKETBALL | GAME 27: BUCKNELL AT LEHIGH | PAGE 30

BOX SCORES

1 RUTGERS 73, LEHIGH 70 (OT) Nov. 10 | Piscataway, N.J. | Jersey Mike's Arena



Official Basketball Box Score - Final
Lehigh at Rutgers
11/10/21 Jersey Mike's Arena, Piscataway, N.J.
2021-22 Men's Basketball

Game Time: 7:00 PM
Game Duration: 2:04
Attendance: 8,000

Officials: Brandon Cruz, Keith Kimble, Brooks Wells

Lehigh - 70												
Record: 0-1												
NO. Name	Min	FG	3P	FT	Rebounds	Fouls	TP	AS	TO	ST	Blocks	+/-
		M-A	M-A	M-A	OR DR TOT	PF FF					BS BA	
1 Jeamerli Wilson	24:03	1-3	0-1	1-2	1 3 4	1 2	3	2	4	0	0	-7
35 Dominic Parolin	C 37:54	4-7	0-0	5-7	2 12 14	3 4	13	2	4	0	1	-1
5 Evan Taylor	G 29:16	1-5	0-2	1-2	0 7 7	4 2	3	2	1	2	0	-10
11 Marques Wilson	G 36:15	9-17	3-5	0-1	1 1 2	1 1	21	3	6	2	0	-2
25 Ben Knostman	G 28:17	2-3	0-0	0-0	0 3 3	3 0	4	4	1	0	0	-1
15 Reed Fenton	15:44	2-5	0-2	2-3	0 1 1	2 2	6	1	0	0	0	4
13 Keith Higgins Jr.	15:53	2-5	1-4	0-0	0 4 4	1 0	5	0	1	0	0	3
4 Tyler Whitney-Sidney	13:08	0-4	0-0	0-0	1 0 1	3 1	0	0	2	0	0	-5
44 Nic Lynch	07:06	1-2	0-0	0-0	0 1 1	2 0	2	0	2	0	0	-2
0 Jakob Alamudun	13:49	4-4	0-0	2-2	0 4 4	2 2	10	0	1	0	0	3
2 Jake Bellow	03:35	1-2	1-2	0-0	0 0 0	1 0	3	0	0	0	0	1
Team					1 1 2		0	0				
Totals		27-57	5-16	11-17	6 37 43	23 14	70	14	22	4	1	6 -3

Technical Fouls: NONE

Rutgers - 73												
Record: 1-0												
NO. Name	Min	FG	3P	FT	Rebounds	Fouls	TP	AS	TO	ST	Blocks	+/-
		M-A	M-A	M-A	OR DR TOT	PF FF					BS BA	
11 Clifford Omoruyi	C 24:26	7-13	0-0	2-3	5 4 9	3 3	16	1	1	0	0	15
0 Geo Baker	G 38:14	4-15	1-4	3-4	1 0 1	2 3	12	3	2	4	0	-1
4 Paul Mulcahy	G 37:58	3-11	0-2	3-4	2 3 5	2 5	9	5	4	2	1	0
22 Caleb McConnell	G 34:07	2-5	0-1	4-7	0 3 3	3 5	8	0	0	3	0	12
24 Ron Harper Jr.	G 38:14	5-12	0-3	4-5	1 9 10	1 6	14	2	0	4	2	0
5 Aundre Hyatt	23:19	3-8	0-2	2-2	1 3 4	0 1	8	0	1	0	2	-10
35 Ralph Agee	10:40	0-1	0-0	0-0	2 1 3	1 0	0	1	2	1	0	-6
1 Oskar Palmquist	02:41	0-0	0-0	0-0	0 1 1	0 0	0	0	0	0	0	2
21 Dean Reiber	06:01	1-2	0-0	0-0	1 1 1	1 0	2	2	1	0	1	0
45 Jaden Jones	09:20	2-5	0-1	0-0	1 1 2	1 0	4	0	0	0	0	-1
Team					0 2 2		0	0				
Totals		27-72	1-13	18-25	13 28 41	14 23	73	14	11	14	6	1 3

Technical Fouls: NONE

	LU	RU
Biggest lead	7 (1 st 0:24)	6 (1 st 0:45)
Best Scoring Run	6 (2 nd 0:57)	8 (2 nd 13:19)
Lead Changes	8	
Times Tied	6	
Time with Lead	19:09	22:35

Points from	LU	RU
Turnovers	7	16
Paint	36	48
Second Chance	4	14
Fast Breaks	18	9
Bench	26	14

Period by Period Scoring	1st	2nd	OT	TOT
LU	36	27	7	70
RU	31	32	10	73

Shooting By Period			
1 st	FG%	11-29	37.9%
	3PT%	0-7	0.0%
	FT%	9-12	75%
2 nd	FG%	12-34	35.3%
	3PT%	1-6	16.7%
	FT%	7-10	70%
OT	FG%	4-9	44.4%
	3PT%	0-0	0.0%
	FT%	2-3	66.7%
GM	FG%	27-72	37.5%
	3PT%	1-13	7.7%
	FT%	18-25	72.0%
Dead Ball Rebounds: 21			

Dead Ball Rebounds: 2, 1

2 NJIT 73, LEHIGH 56 Nov. 13 | Bethlehem, Pa. | Stabler Arena



Official Basketball Box Score - Final
NJIT at Lehigh
11/13/21 Stabler Arena, Bethlehem
2021-22 Men's Basketball

Game Time: 7:00 PM
Game Duration: 1:55
Attendance: 762

Officials: Edward Corbett Jr., JD Rawls, Jim Owsal

NJIT - 73												
Record: 1-1												
NO. Name	Min	FG	3P	FT	Rebounds	Fouls	TP	AS	TO	ST	Blocks	+/-
		M-A	M-A	M-A	OR DR TOT	PF FF					BS BA	
5 Miles Coleman	F 29:38	5-13	3-6	2-2	1 6 7	3 1	15	0	2	1	0	1
15 Matt Faw	F 13:36	0-2	0-1	0-0	1 1 2	4 0	0	1	2	1	1	0
21 Souleymane Diakite	F 23:48	0-5	0-0	2-2	0 3 3	4 4	2	0	1	2	2	1
1 James Lee	G 33:04	5-6	1-1	6-6	0 6 6	5 4	17	2	1	1	0	25
2 Dylan O'Hearn	G 33:53	5-8	4-5	9-10	0 2 2	1 7	23	2	5	0	0	1
24 Mekhi Gray	23:50	1-3	0-0	0-1	2 2 4	0 2	2	0	1	3	0	0
10 Eyal Nankin	12:40	1-1	0-0	0-0	1 1 2	0 0	2	0	0	0	0	0
25 Keeshawn Mason	07:00	1-4	0-0	1-2	0 2 2	1 1	3	0	0	0	0	0
23 Antwan Butler	18:01	3-6	1-1	0-1	0 4 4	3 3	7	4	2	1	0	0
3 Jacob Mansson	01:41	0-1	0-1	0-0	0 0 0	0 0	0	0	0	0	0	-5
13 Jason Murphy	01:41	1-1	0-0	0-0	0 0 0	0 0	2	0	0	0	0	-5
0 Chauncey Sterling	01:08	0-0	0-0	0-0	0 0 0	0 0	0	0	0	0	0	-3
Team					0 0 0		0	0				
Totals		22-50	9-15	20-24	5 27 32	21 22	73	9	14	9	3	17

Technical Fouls: O'Hearn 2nd 9:32

Shooting By Period		
1 st	FG%	12-27 44.4%
	3PT%	5-7 71.4%
	FT%	7-9 77.8%
2 nd	FG%	10-23 43.5%
	3PT%	4-8 50.0%
	FT%	13-15 86.7%
GM	FG%	22-50 44.0%
	3PT%	9-15 60.0%
	FT%	20-24 83.3%

Dead Ball Rebounds: 2, 0

Lehigh - 56												
Record: 0-2												
NO. Name	Min	FG	3P	FT	Rebounds	Fouls	TP	AS	TO	ST	Blocks	+/-
		M-A	M-A	M-A	OR DR TOT	PF FF					BS BA	
1 Jeamerli Wilson	F 26:58	4-7	0-1	5-7	1 4 5	1 8	13	0	1	2	1	-18
35 Dominic Parolin	C 20:35	0-1	0-0	2-2	1 4 5	3 1	2	2	2	1	0	-10
5 Evan Taylor	G 25:01	2-8	0-3	0-0	0 4 4	1 2	4	2	0	3	1	0
11 Marques Wilson	G 31:25	5-13	1-7	4-6	2 1 3	2 3	15	0	2	0	1	-17
25 Ben Knostman	G 20:49	1-2	1-2	0-0	0 1 1	4 0	3	0	6	0	0	-8
44 Nic Lynch	11:39	1-5	0-1	0-0	1 2 3	2 2	2	0	1	0	0	-5
15 Reed Fenton	13:08	1-3	1-3	0-0	0 1 1	2 0	3	1	3	0	0	-12
13 Keith Higgins Jr.	10:51	0-2	0-2	0-0	0 1 1	1 0	0	0	0	0	0	-7
22 Tyler Whitney-Sidney	14:28	1-2	0-1	3-4	0 0 0	4 2	5	3	2	0	0	3
0 Jakob Alamudun	11:10	1-6	0-2	0-0	1 0 1	1 0	2	1	2	0	0	0
42 JT Tan	06:05	0-3	0-0	1-2	1 0 1	1 1	1	1	0	1	0	-7
2 Jake Bellow	04:29	1-1	1-1	0-0	0 0 0	0 0	1	3	0	0	0	-2
20 Jaysen Saigal	01:41	1-1	1-1	0-0	0 0 0	0 0	3	0	0	0	0	5
21 Burke Chebuhar	01:41	0-0	0-0	0-0	0 0 0	0 0	0	0	0	0	0	5
Team					3 6 9		0	0				
Totals		18-54	5-24	15-21	10 24 34	22 20	56	9	19	7	3	-17

Technical Fouls: NONE

	NJIT	Lehigh
Biggest lead	23 (2 nd 1:21)	6 (1 st 18:24)
Best Scoring Run	7 (1 st 12:32)	8 (1 st 16:24)
Lead Changes	2	5
Times Tied	2	
Time with Lead	34:51	03:07

Points from	NJIT	Lehigh
Turnovers	15	14
Paint	24	24
Second Chance	2	5
Fast Breaks	3	15
Bench	16	19

Period by Period Scoring	1st	2nd	TOT
NJIT	36	37	73
Lehigh	23	33	56

3 MONMOUTH 85, LEHIGH 75 Nov. 16 | West Long Branch, N.J. | OceanFirst Bank Center



Official Basketball Box Score - Final
Lehigh at Monmouth
11/16/21 OceanFirst Bank Center, West Long Branch
2021-22 Men's Basketball

Game Time: 7:00 PM
Game Duration: 1:57
Attendance: 1,933

Officials: Ed Corless, Sean Campbell, Adam Fiore

Lehigh - 75		Record: 0-3													
NO. Name		Min	FG M-A	3P M-A	FT M-A	Rebounds OR DR TOT	Fouls PF FF	TP	AS	TO	ST	Blocks BS BA	+/-		
1	Jeamerli Wilson	F	32:24	8-10	2-3	2-2	0 6 6	3 2	20	4	4	1	1	16	
35	Dominic Parolin	C	30:01	4-9	0-0	2-3	1 6 7	4 4	10	0	3	0	3	-15	
5	Evan Taylor	G	29:14	6-11	2-4	0-1	2 3 5	2 2	14	2	1	1	0	-4	
11	Marques Wilson	G	29:19	3-11	1-7	6-7	1 1 2	4 4	13	0	4	1	0	2	
25	Ben Knostman	G	27:28	0-0	0-0	1-2	0 1 1	1 3	1	4	3	1	0	4	
44	Nic Lynch		15:42	2-5	0-0	3-3	0 2 2	2 2	7	0	0	0	1	-12	
22	Tyler Whitney-Sidney		05:34	1-2	0-1	0-0	0 1 1	1 0	2	0	2	0	0	-20	
15	Reed Fenton		13:56	1-3	1-3	0-0	0 1 1	1 1	3	0	0	0	0	-7	
13	Keith Higgins Jr.		16:22	2-4	1-2	0-0	1 3 4	1 0	5	1	0	0	0	-4	
Team							0 2 2	0	0	0					
Totals			27:55	7-20	14-18	5	26 31	19 17	75	11	17	4	7	3	-10
Technical Fouls: NONE															

2021-22 LEHIGH MEN'S BASKETBALL | GAME 27: BUCKNELL AT LEHIGH | PAGE 31

BOX SCORES

5

LEHIGH 79, COLUMBIA 72

Nov. 23 | Bethlehem, Pa. | Stabler Arena



Official Basketball Box Score - Final
Columbia at Lehigh
11/23/21 Stabler Arena, Bethlehem
2021-22 Men's Basketball

Game Time: 7:00 PM
Game Duration: 1:58
Attendance: 618

Officials: Rob Riley, Byron Taylor, Vasil Rousseas

Columbia - 72												
Record: 2-3												
NO.	Name	Min	FG	3P	FT	Rebounds	Fouls	TP	AS	TO	ST	Blocks
			M-A	M-A	M-A	OR DR TOT	PF FD					BS BA
4	Liam Murphy	28:39	4-11	2-6	0-0	1 8 9	2 1	6	1	2	0	1 7
25	Patrick Harding	F 19:52	2-7	0-0	2-2	2 9 11	2 1	6	1	2	0	0 12
1	Luke Bolster	G 18:33	1-2	1-1	2-2	0 1 1	1 1	5	1	2	0	0 -1
3	Zavian McLean	G 23:21	2-7	0-1	2-2	0 1 1	4 1	6	0	0	3	0 -1
15	Geronimo Rubio De La Rosa	G 36:37	9-20	2-5	4-4	3 3 6	1 4	24	3	5	1	0 2 2
0	Jaden Cooper	09:31	1-2	0-0	1-2	0 1 1	1 1	3	0	2	0	0 -10
11	Josh Odunowo	21:29	3-6	0-0	2-4	3 1 4	3 8	0	0	3	2	0 -18
20	Robbie Stankard	11:07	0-1	0-1	0-0	0 1 1	2 1	0	0	1	1	0 -12
35	Noah Robledo	09:55	0-2	0-1	6-6	0 0 0	1 4	6	0	0	0	1 -5
12	Cameron Shockley-Okeke	04:09	1-2	0-0	0-0	0 1 1	0 0	2	1	0	0	1 -7
32	Maka Ellis	16:47	1-2	0-0	0-0	0 0 0	2 0	2	0	0	0	0 -2
Team						6 6	0	0	0	0	0	
Totals			24-62	5-15	19-22	15 26 41	21 16	72	7	17	8	3 6 -7

Technical Fouls:Coach 1st10:47Rubio De La Rosa 2nd10:27

Lehigh - 79												
Record: 1-4												
NO.	Name	Min	FG	3P	FT	Rebounds	Fouls	TP	AS	TO	ST	Blocks
			M-A	M-A	M-A	OR DR TOT	PF FD					BS BA
1	Jeameril Wilson	F 23:32	4-9	0-2	4-5	0 4 4	3 3	12	2	3	0	1 0 2
35	Dominic Parolin	C 27:06	5-6	0-0	2-3	3 4 7	2 2	12	3	1	1	2 1 7
5	Evan Taylor	G 25:50	6-14	2-5	4-6	0 6 6	4 4	18	0	2	1	1 2 8
11	Marques Wilson	G 27:54	2-6	1-2	2-4	1 2 3	2 4	7	1	2	3	0 -3
25	Ben Knostman	G 32:50	2-3	1-2	0-0	0 0 0	1 1	5	4	4	2	0 10
0	Jakob Alamudun	16:28	4-8	1-1	1-2	1 0 1	1 0	10	2	0	1	0 5
13	Keith Higgins Jr.	12:06	1-2	1-1	0-0	0 1 1	2 1	3	0	0	0	0 10
44	Nic Lynch	12:54	3-6	0-0	0-0	2 3 5	0 2	6	0	0	1	1 0 0
22	Tyler Whitney-Sidney	07:10	0-1	0-0	2-4	0 0 0	2 0	2	0	0	2	0 -3
15	Reed Fenton	14:10	2-5	0-2	0-0	0 1 1	1 1	4	1	0	1	0 -1
Team						1 3 4	0	0	1			
Totals			29-60	6-15	15-24	8 24 32	16 20	79	13	13	12	6 3 7

Technical Fouls:NONE

		Columb	Lehigh
Biggest lead		1 (2 nd 7:30)	13 (1 st 9:38)
Best Scoring Run		7 (2 nd 10:05)	10 (2 nd 2:23)
Lead Changes		2	
Times Tied		5	
Time with Lead		00:58	35:50

		Points from Turnovers	Columb	Lehigh
Paint		28	42	
Second Chance		14	8	
Fast Breaks		15	12	
Bench		21	25	

		Period by Period Scoring
		1st 2nd TOT
Columb		31 41 72
Lehigh		41 38 79

6

VIRGINIA 61, LEHIGH 43

Nov. 26 | Charlottesville, Va. | JPY Arena



Official Basketball Box Score - Final
Lehigh at Virginia
11/26/21 John Paul Jones Arena, Charlottesville
UVA vs Lehigh Men's Basketball

Game Time: 7:00 PM
Game Duration: 1:43
Attendance: 12,647

Officials: Ted Valentine, Mark Schnur, Tim Comer

Lehigh - 43												
Record: 1-5												
NO.	Name	Min	FG	3P	FT	Rebounds	Fouls	TP	AS	TO	ST	Blocks
			M-A	M-A	M-A	OR DR TOT	PF FD					BS BA
1	Jeameril Wilson	F 24:03	4-8	0-1	0-0	0 4 4	0 2	8	1	2	0	0 3 -17
35	Dominic Parolin	C 18:00	2-4	0-0	0-0	2 3 5	0 0	4	0	1	1	0 -15
5	Evan Taylor	G 27:08	3-8	0-2	2-2	1 1 2	1 1	8	1	0	0	1 -16
11	Marques Wilson	G 29:30	2-8	1-3	0-0	0 2 2	1 1	5	1	1	1	0 -14
25	Ben Knostman	G 16:35	0-3	0-1	0-0	1 2 3	1 0	0	1	5	0	0 -7
44	Nic Lynch	22:13	2-3	0-0	0-0	1 1 2	2 2	4	0	1	0	2 -11
0	Jakob Alamudun	12:06	2-5	0-1	0-0	1 2 3	3 1	4	2	0	0	0 -4
15	Reed Fenton	16:17	1-4	1-3	0-0	0 4 4	0 0	3	0	1	0	0 -11
22	Tyler Whitney-Sidney	14:03	0-2	0-0	2-2	0 3 3	0 0	1	2	2	3	0 -15
13	Keith Higgins Jr.	05:16	0-1	0-1	0-0	0 1 1	0 0	0	0	0	0	0 1
2	Jake Betow	09:22	1-3	1-3	0-0	0 1 1	1 0	3	1	1	1	0 4
20	Jayshen Saigal	01:49	1-1	0-0	0-0	1 0 1	0 0	2	1	0	0	0 5
21	Burke Chebuhar	01:49	0-1	0-1	0-0	0 0 0	0 0	0	0	0	0	0 5
42	JT Tan	01:49	0-0	0-0	0-0	0 0 0	0 0	0	0	0	0	0 5
Team						0 1	0	0	0	0	0	
Totals			18-51	3-16	4-4	7 25 32	9 8	43	10	15	3	2 6 -18

Technical Fouls:NONE

Virginia - 61												
Record: 5-2												
NO.	Name	Min	FG	3P	FT	Rebounds	Fouls	TP	AS	TO	ST	Blocks
			M-A	M-A	M-A	OR DR TOT	PF FD					BS BA
1	Jayden Gardner	F 24:39	3-8	0-0	2-3	1 7 8	0 2	8	0	2	0	0 10
21	Kadin Shadrick	F 20:29	4-4	0-0	0-0	2 3 5	3 0	8	1	1	1	3 0 12
0	Kheir Clark	G 25:39	5-7	1-1	0-0	2 2 4	0 0	11	7	2	1	0 20
2	Reece Beekman	G 30:06	4-9	1-1	1-2	2 3 5	0 2	10	4	1	4	1 20
4	Armaan Franklin	G 27:21	4-9	0-2	0-0	0 1 1	0 0	8	2	0	1	0 18
11	Malachi Poindester	11:31	1-3	1-1	0-0	0 2 2	1 2	3	0	1	0	0 3
22	Francisco Caffaro	19:47	4-6	0-0	0-0	3 2 5	2 0	8	1	1	0	1 23
24	Igor Milicic Jr.	12:43	1-5	1-3	0-0	0 2 2	0 1	3	0	0	2	1 0
23	Kody Stattmann	10:03	0-2	0-0	2-4	0 0 0	0 0	2	0	0	0	0 3
33	Carson McCorkle	09:00	0-1	0-1	0-0	0 2 2	1 0	0	0	0	0	0 3
10	Taine Murray	03:13	0-2	0-0	0-0	0 0 0	0 0	1	0	0	0	0 -7
5	Jayden Nixon	01:49	0-0	0-0	0-0	0 1 1	0 0	0	0	0	0	0 -5
12	Chase Coleman	01:49	0-1	0-1	0-0	0 0 0	0 0	0	0	1	0	0 -5
13	Chris McGahren	01:49	0-0	0-0	0-0	0 0 0	0 0	0	0	0	0	0 -5
Team						1 1 2	0	0	1			
Totals			26-57	4-10	5-9	9 26 35	8 9	61	16	9	9	6 2 18

Technical Fouls:NONE

		LEH	UVA
Biggest lead		4 (1 st 15:13)	25 (2 nd 3:16)
Best Scoring Run		7 (2 nd 0:07)	10 (2 nd 11:27)
Lead Changes		2	
Times Tied		4	
Time with Lead		05:29	30:41

		Points from Turnovers	LEH	UVA
Paint		28	38	
Second Chance		8	7	
Fast Breaks		4	6	
Bench		18	16	

		Period by Period Scoring
		1st 2nd TOT
LEH		21 22 43
UVA		25 36 61

7

SAINT FRANCIS 79, LEHIGH 68

Nov. 28 | Bethlehem, Pa. | Stabler Arena



Official Basketball Box Score - Final
Saint Francis (PA) at Lehigh
11/28/21 Stabler Arena, Bethlehem
2021-22 Men's Basketball

Game Time: 7:00 PM
Game Duration: 1:49
Attendance: 593

Officials: Tim Kelly, Andrew Maira, Chris Slattery

Saint Francis (PA) - 79												
Record: 2-3												
NO.	Name	Min	FG	3P	FT	Rebounds	Fouls	TP	AS	TO	ST	Blocks
			M-A	M-A	M-A	OR DR TOT	PF FD					BS BA
5	Myles Thompson	F 23:19	5-10	3-3	4-4	1 5 6	2 2	17	0	2	0	0 3
42	Mark Flagg	F 14:21	1-7	0-0	0-2	1 4 5	1 2	2	0	0	0	1 2 -2
2	Ramir Dixon-Conover	G 31:21	7-15	1-3	1-2	1 2 3	0 2	16	3	2	3	0 14
4	Ronell Giles, Jr.	G 35:18	7-15	1-4	1-3	1 1 2	1 2	16	0	0	1	0 18
11	Maxwell Land	G 23:57	2-3	1-1	0-0	0 3 3	3 0	5	3	1	0	0 17
13	Marlon Hargis	17:25	2-2	0-0	1-1	0 5 5	3 4	5	0	1	0	0 14
33	Josh Cohen	24:51	7-9	0-0	4-5	4 6 10	4 4	18	3	2	0	2 17
1	Zahree Harrison	13:20	0-0	0-0	0-0	1 0 1	1 0	0	1	1	0	0 -9
3	Luke Ruggery	13:44	0-0	0-0	0-0	0 0 0	1 1	0	1	2	2	0 -5
23	A.J. Labriola	00:48	0-0	0-0	0-0	0 0 0	1 0	0	0	1	0	0 -4
31	Brad McCabe	00:48	0-0	0-0	0-0	0 0 0	0 0	0	0	0	0	0 -4
32	Jeriah Coleman	00:48	0-0	0-0	0-0	0 0 0	0 0	0	0	0	0	0 -4
Team						3 2 5		0	0			
Totals			31-61	6-11	11-17	12 28 40	17 17	79	11	12	7	3 4 11
Technical Fouls: NONE												

2021-22 LEHIGH MEN'S BASKETBALL | GAME 27: BUCKNELL AT LEHIGH | PAGE 32

BOX SCORES

9

MD. EASTERN SHORE 81, LEHIGH 75
Dec. 4 | Bethlehem, Pa. | Stabler Arena

10

UALBANY 68, LEHIGH 52
Dec. 21 | Bethlehem, Pa. | Stabler ArenaOfficial Basketball Box Score - Final
Maryland Eastern Shore at Lehigh
12/04/21 Stabler Arena, Bethlehem
2021-22 Men's BasketballGame Time: 4:30 PM
Game Duration: 1:56
Attendance: 657

Officials: Steven Ruppenthal, Tim Smith, Craig Lastris

Maryland Eastern Shore - 81													Record: 3-5		
NO. Name	Min	FG M-A	3P M-A	FT M-A	Rebounds OR DR TOT	Fouls PF FD	TP	AS	TO	ST	Blocks BS BA	+/-			
22 Nathaniel Pollard, Jr.	F 30:24	4-6	0-0	1-2	2 4 6	1 2	9	1	5	4	2 2 5				
3 Zion Styles	G 21:31	2-8	1-1	0-0	0 4 4	4 0	5	0	1	0	1 1 18				
4 Kevon Voyles	G 20:10	6-10	0-1	2-2	2 1 3	3 1	14	0	1	1	0 0 9				
5 Da'Shawn Phillip	G 31:52	6-9	1-2	3-3	1 2 3	2 4	16	4	1	1	0 1 4				
23 Dom London	G 33:38	4-9	1-4	5-6	1 4 5	2 5	14	1	0	2	0 1 9				
1 Donchevell Nugent	14:00	2-3	2-2	0-0	0 1 1	1 2	6	2	0	0	0 0 0				
2 Chace Davis	18:26	4-8	0-0	6-7	1 1 2	0 4	14	1	0	1	0 1 1				
13 Mayowa Akinsanya	04:26	0-2	0-0	0-0	0 0 0	0 0	0	1	0	0	1 0 -7				
11 Kohen Thompson	23:30	1-2	1-2	0-0	0 4 4	2 0	3	0	0	1	0 0 -7				
0 Mike Mensah	02:03	0-2	0-1	0-0	0 0 0	0 0	0	0	0	0	0 0 -2				
Team					1 0 1		0	0							
Totals		29-59	6-13	17-20	8 21 29	15 18	81	10	8	10	4 6 6				

Technical Fouls:NONE

Lehigh - 75													Record: 1-8				
NO. Name	Min	FG M-A	3P M-A	FT M-A	Rebounds OR DR TOT	Fouls PF FD	TP	AS	TO	ST	Blocks BS BA	+/-					
1 Jeameril Wilson	F 23:33	4-7	0-1	2-4	1 4 5	3 3	10	1	2	0	0 1	-3					
35 Dominic Parolin	C 29:24	4-8	0-1	3-3	1 4 5	2 3	11	3	5	0	0 1	-14					
5 Evan Taylor	G 32:41	6-16	2-7	1-2	0 6 6	4 2	15	3	1	0	3 2	-1					
15 Reed Fenton	G 36:17	7-11	5-8	1-2	1 2 3	2 4	20	3	1	0	0 1	-6					
25 Ben Knostman	G 31:30	0-1	0-1	0-0	1 2 3	2 0	6	4	0	2	0	-6					
2 Jake Bettow	24:11	5-8	5-8	0-0	0 1 1	1 1	15	2	0	0	0 0	-7					
42 JT Tan	05:28	0-0	0-0	0-0	0 0 0	0 0	0	0	1	0	0 0	-5					
22 Tyler Whitney-Sidney	08:30	1-1	0-0	0-0	0 2 2	2 1	2	1	3	0	0 0	0					
13 Keith Higgins Jr.	03:18	0-1	0-1	0-0	0 0 0	2 0	0	0	0	0	0 0	-2					
44 Nic Lynch	05:08	1-1	0-0	0-0	1 1 2	0 1	2	0	0	0	1 0	0					
Team					2 2 4		0	1									
Totals		28-54	12-27	7-11	7 24 31	18 15	75	19	18	0	6 4	-6					

Technical Fouls:NONE

	MES	LEH
Biggest lead	9 (2 nd 9:49)	11 (1 st 6:15)
Best Scoring Run	13 (1 st 3:31)	11 (1 st 9:07)
Lead Changes	10	
Times Tied	5	
Time with Lead	24:46	12:30

Points from Turnovers	MES	LEH
Paint	36	32
Second Chance	13	12
Fast Breaks	13	8
Bench	23	19

Period by Period Scoring	1st	2nd	TOT
MES	39	42	81
LEH	41	34	75

Official Basketball Box Score - Final
Albany (NY) at Lehigh
12/21/21 Stabler Arena, Bethlehem
2021-22 Men's BasketballGame Time: 7:00 PM
Game Duration: 1:54
Attendance: 902

Officials: Guy Pagano, Dave Fernandez, Rob Ryle Jr.

Albany (NY) - 68				Record: 4-8									
NO. Name	Min	FG M-A	3P M-A	FT M-A	Rebounds OR DR TOT	Fouls PF FD	TP	AS	TO	ST	Blocks BS BA	+/-	
2 De'Vondre Perry	F 23:47	6-11	1-2	5-6	0 3 3	1 3	18	1	1	2	3 1	21	
4 Jarvis Doles	F 17:24	2-8	1-2	0-0	0 4 4	2 1	5	1	1	0	0	-3	
3 Trey Hutcheson	G 18:34	0-2	0-1	2-2	0 0 0	4 1	2	0	1	1	2 0	0	
20 Matt Cerruti	G 25:51	2-6	0-1	0-0	0 2 2	2 0	4	0	0	2	0 1	8	
30 Chuck Champion	G 27:07	1-5	1-1	2-4	1 1 2	1 3	5	1	0	1	0	-1	
11 Tairi Ketner	10:28	0-0	0-0	0-0	0 2 2	3 0	0	0	1	0	0	5	
12 Justin Neely	22:45	5-7	0-1	1-1	5 9 14	1 4	11	0	3	0	0	17	
0 Ny'Mire Little	17:14	4-10	0-1	0-1	1 0 1	1 1	8	1	0	0	0	5	
10 Aaron Reddish	15:15	1-2	0-0	1-2	0 2 2	2 2	3	0	1	1	0	0	
24 Paul Newman	10:22	1-2	0-0	1-1	2 2 4	3 1	3	1	0	0	1	13	
25 Luke Fzulich	11:13	2-2	2-2	3-5	0 1 1	0 2	9	0	1	0	0	14	
Team					0 3 3		0	1					
Totals		24-55	5-11	15-22	9 29 38	20 18	68	5	10	7	6 4	16	

Technical Fouls:NONE

Lehigh - 52		Record: 1-9												
NO. Name	Min	FG M-A	3P M-A	FT M-A	Rebounds OR DR TOT	Fouls PF FD	TP	AS	TO	ST	Blocks BS BA	+/-		
1 Jeameril Wilson	F 24:47	6-9	1-3	0-1	0 2 2	4 6	13	2	2	0	2 0	-4		
44 Nic Lynch	C 23:23	2-3	0-1	6-6	1 3 4	1 4	10	0	2	0	0 0	-18		
5 Evan Taylor	G 32:34	3-8	1-2	3-4	0 6 6	2 3	10	1	1	0	1 1	-5		
15 Reed Fenton	G 27:54	3-10	1-4	0-0	0 5 5	3 1	7	2	0	0	0 2	-17		
25 Ben Knostman	G 12:30	0-0	0-0	0-0	1 1 0	0 0	0	0	4	0	0 0	-12		
35 Dominic Parolin	12:44	1-2	0-0	0-0	1 1 2	1 2	4	0	1	0	0 0	-1		
13 Keith Higgins Jr.	26:50	3-8	1-4	0-2	3 3 6	4 4	7	5	0	0	0 2	-6		
2 Jake Bettow	16:35	0-3	0-3	0-0	0 1 1	2 1	0	1	1	0	0 0	-8		
0 Jakob Alamedun	08:09	1-2	1-1	0-0	0 0 0	0 0	3	0	0	0	0 0	-6		
22 Tyler Whitney-Sidney	12:24	0-4	0-2	0-0	0 0 0	0 0	0	1	3	1	0 1	-7		
20 Jayshen Saigal	01:05	0-0	0-0	0-0	0 0 0	0 0	0	0	0	0	0 0	-2		
21 Burke Chebuhar	01:05	0-0	0-0	0-0	0 0 0	0 0	0	1	0	0	0 0	2		
Team					2 3 5	0	0	0						
Totals		19-49	5-20	9-13	3 25 28	18 20	52	13	14	1	4 6	-16		

Technical Fouls:NONE

	ALBANY	LEHIGH
Biggest lead	24 (1 st 0:02)	0 (1 st 20:00)
Best Scoring Run	11 (1 st 7:00)	5 (2 nd 19:04)
Lead Changes	0	
Times Tied	0	
Time with Lead	39:12	00:00

Points from Turnovers	ALBANY	LEHIGH
Paint	14	12
Second Chance	12	4
Fast Breaks	7	3
Bench	34	12

Period by Period Scoring	1st	2nd	TOT
ALBANY	36	32	68
LEHIGH	12	40	52

11

MARYLAND 76, LEHIGH 55
Dec. 28 | College Park, Md. | XFINITY CenterOfficial Basketball Box Score - Final
Lehigh at Maryland
12/28/21 XFINITY Center, College Park
2021-22 Men's BasketballGame Time: 8:30 PM
Game Duration: 2:03
Attendance: 9,783

Officials: OJ Carstensen, Lewis Garrison, Edwin Young

Lehigh - 55		Record: 1-10												
NO. Name	Min	FG M-A	3P M-A	FT M-A	Rebounds OR DR TOT	Fouls PF FD	TP	AS	TO	ST	Blocks BS BA	+/-		
1 Jeameril Wilson	F 32:51	6-13	2-6	3-3	1 4 5	0 3	17	2	0	0	0 1	-18		
44 Nic Lynch	C 14:54	5-9	1-1	1-2	3 1 4	5 1	12	0	2	1	0 0	-2		
5 Evan Taylor	G 28:55	5-12	2-3	2-2	0 5 5	1 2	14	2	1	1	0 0	-12		
13 Keith Higgins Jr.	G 32:48	2-6	0-3	0-0	0 1 1	2 2	4	2	2	0	0 0	-16		
15 Reed Fenton	G 24:31	0-6	0-4	2-2	0 2 2	3 1	2	0	1	1	0 1	-14		
35 Dominic Parolin	20:58	0-4	0-0	0-0	2 2 4	3 2	0	1	1	1	2 -17			
0 Jakob Alamedun	09:09	0-4	0-1	4-4	0 2 2	1 2	4	0	2	1	0 0	-4		
2 Jake Bettow	13:03	0-3	0-3	0-0	0 1 1	2 0	0	0	0	0	0 0	-9		
25 Ben Knostman	20:43	1-2	0-1	0-0	0 2 2	3 1	2	1	1	1	0 0	-12		
21 Burke Chebuhar	02:06	0-0	0-0	0-0	0 0 0	0 0	0	0	1	0	0 0	-1		
Team					1 0 1		0	1						
Totals		19-59	5-22	12-13	7 20 27	20 14	55	8	12	6	1 5	-21		

Technical Fouls:NONE

Maryland - 76		Record: 7-4											
NO. Name	Min	FG M-A	3P M-A	FT M-A	Rebounds OR DR TOT	Fouls PF FD	TP	AS	TO	ST	Blocks BS BA	+/-	
24 Donta Scott	F 27:11	5-12	1-4	6-7	2 6 8	0 4	17	1	2	0	1 0	25	
33 Qudus Wahab	C 18:47	5-6	0-0	1-2	2 6 8	2 3	11	0	1	0	1 0	13	
4 Fatts Russell	G 22:31	1-4	0-1	0-0	0 5 5	1 1	2	3	2	1	0 0	6	
5 Eric Ayala	G 27:13	8-13	3-6	1-1	2 0 2	1 2	20	0	3	2	0 0	17	
13 Hakim Hart	G 26:05	2-5	0-3	6-6	1 4 5	1 4	10	2	3	5	1 0	20	
10 Julian Reese	21:21	3-8	1-1	5-6	3 3 6	2 3	12	0	2	1	2 1	5	
23 Ian Martinez	21:20	0-4	0-1	0-0	1 5 6	2 1	0	2	1	0	0 0	14	
11 Xavier Green	19:49	0-2	0-1	0-0	1 0 1	2 0	0	3	0	0	0 0	3	
15 Simon Wright	09:19	0-1	0-0	4-4	1 1 2	3 2	4	0	0	1	0 0	0	
0 Marcus Dockery	02:40	0-1	0-1	0-0	0 0 0	0 0	0	0	0	0	0 0	0	
10 Pavlo Dziuba	02:08	0-0	0-0	0-0	1 0 1	0 0	0	0	0	0	0 0	2	
31 Arnaud Revaz	01:04	0-0	0-0	0-0	0 0 0	0 0	0	0	0	0	0 0	0	
32 Brett Karkus	00:32	0-1	0-1	0-0	0 0 0	0 0	0	0	0	0	0 0	0	
Team					1 2 3		0	1					
Totals		24-57	5-19	23-26	15 32 47	14 20	76	11	15	10	5 1	21	

Technical Fouls:NONE

	LEH	UMD
Biggest lead	3 (1 st 12:25)	21 (2 nd 4:40)
Best Scoring Run	7 (1 st 1:36)	9 (1 st 6:02)
Lead Changes	5	
Times Tied	8	
Time with Lead	07:01	28:23

Points from	LEH	UMD
Turnovers	9	14
Paint	20	36
Second Chance	6	13
Fast Breaks	6	9
Bench	6	16

Period by Period Scoring	1st	2nd	TOT
LEH	34	21	55
UMD	37	39	76

2021-22 LEHIGH MEN'S BASKETBALL | GAME 27: BUCKNELL AT LEHIGH | PAGE 34

BOX SCORES

17

LEHIGH 97, BUCKNELL 64

Dec. 13 | Lewisburg, Pa. | Sojka Pavilion



18

LOYOLA MARYLAND 69, LEHIGH 57

Jan. 16 | Bethlehem, Pa. | Stabler Arena



Official Basketball Box Score - Final
Lehigh at Bucknell
01/13/22 Sojka Pavilion, Lewisburg
2021-22 Men's Basketball

Game Time: 7:00 PM
Game Duration: 1:41
Attendance: 684

Officials: Tony Crisp, Lionel Butler, Jim McMahon

Lehigh - 97		Record: 6-11 (4-1)												
NO.	Name	Min	FG	3P	FT	Rebounds	Fouls	TP	AS	TO	ST	Blocks	BS	BA
1	Jeameril Wilson	F 27:55	2-7	0-2	0-0	0 3 3	3 1	4	2	0	0	0	1	36
44	Nic Lynch	C 28:03	6-10	1-3	2-4	1 7 8	2 2	15	2	1	0	0	1	30
5	Evan Taylor	G 31:22	7-12	5-8	2-2	1 2 3	1 2	21	1	0	0	1	0	23
13	Keith Higgins Jr.	G 32:24	10-17	6-9	0-0	0 5 5	1 1	25	9	0	2	0	0	30
22	Tyler Whitney-Sidney	G 24:57	5-7	0-0	0-0	1 7 8	3 4	11	3	0	1	0	1	24
11	Reed Fenton	16:40	3-5	2-3	0-0	1 4 5	2 0	8	4	2	2	0	1	8
15	Marques Wilson	18:26	2-8	2-5	0-0	4 4 0	0 0	6	3	0	0	0	2	6
35	Dominic Parolin	09:25	0-1	0-0	0-0	0 0 0	2 0	0	0	0	0	1	0	4
0	Jakob Alamudun	03:37	0-1	0-0	0-0	0 0 0	0 0	0	0	0	0	0	0	4
2	Jake Bellow	03:23	1-1	1-1	0-0	0 0 0	0 0	3	1	0	0	0	0	2
20	Jayshen Saigal	01:54	0-1	0-1	0-0	0 0 0	0 0	0	0	0	0	0	0	-1
21	Burke Chebuhar	01:54	1-1	1-1	0-0	0 0 0	0 0	3	0	0	1	0	0	-1
Team						2 0 2		0	1					
Totals			37-71	18-34	5-8	6 32 38	14 10	97	24	4	7	1	6	33

Technical Fouls: NONE

Bucknell - 64		Record: 3-14 (0-5)												
NO.	Name	Min	FG	3P	FT	Rebounds	Fouls	TP	AS	TO	ST	Blocks	BS	BA
32	Jake van der Heijden	F 30:21	1-4	1-2	7-8	1 7 8	0 5	10	0	1	0	3	1	-22
23	Andre Screen	C 25:28	6-13	0-1	5-6	2 4 6	2 5	17	4	1	0	2	0	-18
5	Elvin Edmonds IV	G 30:22	0-2	0-1	0-0	0 6 6	1 1	0	1	0	0	0	0	-23
10	Andrew Fink	G 36:00	6-15	1-4	2-2	0 4 4	1 1	15	1	2	0	0	0	-30
21	Xander Rice	G 32:54	4-15	3-8	1-1	0 1 1	3 2	12	5	1	0	0	0	-28
11	Josh Adcox	05:39	1-1	0-0	0-0	0 0 0	0 0	2	0	0	0	0	0	-8
1	Ian Motta	06:29	0-1	0-1	0-0	0 0 0	0 0	0	0	4	0	0	0	-2
3	Malachi Rhodes	05:31	0-1	0-0	0-0	0 3 3	0 0	0	1	0	0	0	0	-3
40	Alex Timmerman	15:41	2-5	0-0	0-0	2 2 4	2 0	4	0	1	0	1	0	-19
13	Josh Bascoe	08:36	2-3	0-0	0-0	0 0 0	1 0	4	0	0	0	0	0	-8
12	Brook Newton	02:59	0-0	0-0	0-0	1 0 1	0 0	0	0	0	0	0	0	-4
Team						0 2 2		0	0					
Totals			22-60	5-17	15-17	6 29 35	10 14	64	12	10	1	6	1	-33

Technical Fouls: NONE

LEH		BUCK		Points from		Period by Period Scoring	
Biggest lead	37 (2 nd 1:20)	1 (1 st 16:44)		Turnovers	18 4	1st 2nd TOT	
Best Scoring Run	8 (1 st 7:25)	6 (1 st 0:10)		Paint	28 26	LEH 44 53 97	
Lead Changes	4			Second Chance	6 8	BUCK 33 31 64	
Times Tied	0			Fast Breaks	2 0		
Time with Lead	38:43	00:33		Bench	20 10		



Official Basketball Box Score - Final
Loyola Maryland at Lehigh
01/16/22 Stabler Arena, Bethlehem
2021-22 Men's Basketball

Game Time: 6:05 PM
Game Duration: 1:57
Attendance: 507

Officials: Greg Evans, Jeff Fox, Nathan Hall

Loyola Maryland - 69		Record: 11-6 (5-1)												
NO.	Name	Min	FG	3P	FT	Rebounds	Fouls	TP	AS	TO	ST	Blocks	BS	BA
10	Golden Dike	F 20:06	5-7	0-0	0-1	2 4 6	3 1	10	1	0	2	0	0	8
11	Milos Ilic	F 15:03	1-3	0-1	0-0	0 1 1	2 0	2	0	2	1	0	0	-6
2	Jaylin Andrews	G 37:48	5-15	1-6	6-9	3 4 7	1 7	17	1	0	3	0	1	14
12	Cam Spencer	G 38:15	10-20	2-4	4-4	0 7 7	2 3	26	5	2	2	0	2	16
25	Kenneth Jones	G 38:14	1-5	0-2	0-0	1 2 3	1 1	2	5	1	1	0	2	10
1	Veljko Ilic	14:55	1-4	0-0	2-2	1 0 1	1 1	4	1	0	0	1	1	-3
23	David Brown III	04:32	0-2	0-1	0-0	0 1 1	0 0	0	0	0	0	0	0	-3
4	Alonso Faure	09:33	4-5	0-1	0-0	0 0 0	0 0	1	8	0	0	0	0	4
3	Wade Jackson	17:04	0-0	0-0	0-0	0 1 2	0 0	0	0	0	0	0	0	14
0	Nick Marshall	04:30	0-0	0-0	0-0	0 1 1	0 1	0	0	0	0	0	0	6
Team						1 1 2		0	0					
Totals			27-61	3-15	12-16	9 22 31	10 15	69	13	5	9	1	6	12

Technical Fouls: NONE

Lehigh - 57		Record: 6-12 (4-2)												
NO.	Name	Min	FG	3P	FT	Rebounds	Fouls	TP	AS	TO	ST	Blocks	BS	BA
1	Jeameril Wilson	F 34:02	5-7	0-1	1-2	1 4 5	1 1	11	4	2	0	1	0	-5
44	Nic Lynch	C 21:30	6-8	2-2	0-0	0 3 3	4 1	14	0	0	0	0	0	6
5	Evan Taylor	G 32:05	7-11	1-4	5-6	1 8 9	1 4	20	1	1	1	3	0	-12
13	Keith Higgins Jr.	G 37:10	2-10	1-3	2-2	1 4 5	1 2	7	2	2	0	2	0	-10
22	Tyler Whitney-Sidney	G 27:47	1-3	0-0	0-0	0 4 4	1 0	2	1	6	0	0	1	-3
11	Marques Wilson	16:48	0-2	0-0	0-0	0 1 1	3 0	0	1	2	0	0	0	-7
15	Reed Fenton	07:13	0-2	0-2	0-0	0 1 1	1 0	0	1	2	0	0	0	-7
35	Dominic Parolin	18:30	1-1	0-0	0-0	0 3 3	3 1	2	0	1	1	0	0	-18
2	Jake Bellow	04:55	0-1	0-1	1-3	0 0 0	0 1	1	0	0	0	0	0	-4
Team						1 0 1		0	0					
Totals			22-45	4-14	9-13	4 28 32	15 10	57	10	16	2	6	1	-12

Technical Fouls: NONE

Loyola		Lehigh		Points from		Period by Period Scoring	
Biggest lead	14 (2 nd 0:12)	12 (1 st 3:03)		Turnovers	18 7	1st 2nd TOT	
Best Scoring Run	12 (2 nd 6:12)	6 (1 st 15:47)		Paint	42 30	Loyola 23 46 69	
Lead Changes	1			Second Chance	10 6	Lehigh 33 24 57	
Times Tied	1			Fast Breaks	9 7		
Time with Lead	07:49	29:34		Bench	12 3		

19

LEHIGH 69, NAVY 61

Jan. 19 | Annapolis, Md. | Alumni Hall



Official Basketball Box Score - Final
Lehigh at Navy
01/19/22 Alumni Hall, Annapolis
2021-22 Men's Basketball

Game Time: 7:02 PM
Game Duration: 1:57
Attendance: 701

Officials: Sean Hull, Mike McCloskey, Ian McCleary

Lehigh - 69		Record: 7-12 (5-2)												
NO.	Name	Min	FG	3P	FT	Rebounds	Fouls	TP	AS	TO	ST	Blocks	BS	BA
1	Jeameril Wilson	F 37:32	4-12	2-4	1-2	2 8 10	2 1	11	2	2	0	0	3	6
44	Nic Lynch	C 18:57	0-4	0-2	3-4	1 2 3	4 2	3	0	1	0	0	1	-10
5	Evan Taylor	G 38:45	7-10	1-1	6-9	0 7 7	3 8	21	2	3	0	3	0	11
13	Keith Higgins Jr.	G 32:02	5-10	2-3	2-4	1 6 7	2 2	14	2	0	1	0	2	5
22	Tyler Whitney-Sidney	G 29:20	2-5	1-1	6-10	0 3 3	3 5	11	1	3	1	1	1	-1
2	Jake Bellow	09:50	3-4	1-2	0-0	0 0 0	1 0	7	0	1	0	0	0	5
35	Dominic Parolin	21:03	0-1	0-0	2-2	0 3 3	2 1	2	1	0	0	3	0	18
0	Jakob Alamudun	02:28	0-1	0-1	0-0	0 1 1	0 0	0	1	0	0	0	0	2
25	Ben Knostman	02:04	0-0	0-0	0-0	0 1 1	0 0	0	0	0	0	0	0	1
11	Marques Wilson	07:59	0-0	0-0	0-0	1 1 2	2 1	0	1	4	1	0	0	3
Team						2 3 5		0	0					
Totals			21-47	7-14	20-31	7 35 42	19 20	69	10	14	3	8	6	8

Technical Fouls: NONE

Navy - 61		Record: 12-6 (5-2)												
NO.	Name	Min	FG M-A	3P M-A	FT M-A	Rebounds OR DR TOT	Fouls PF FO	TP	AS	TO	ST	Blocks BS BA	+	
5	Tyler Nelson	F 26:22	4-9	1-3	0-0	6 4 10	3 1	9	1	3	3	2	0	
55	Richard Njoku	F 17:14	1-6	0-0	1-2	1 1 2	1 1	3	0	0	0	1	0	
1	John Carter Jr.	G 29:09	3-14	2-7	3-6	1 5 6	2 3	11	1	0	0	1	3	
3	Sean Yoder	G 21:40	2-7	0-1	0-0	1 3 4	1 3	4	0	0	1	0	1	
20	Greg Summers	G 28:10	4-6	0-0	4-9	1 2 3	5 7	12	4	0	0	2	2	
0	Austin Inge	21:06	2-4	0-0	0-0	0 1 1	4 2	4	2	0	0	0	0	
21	Patrick Dorsey	17:10	2-6	2-5	0-0	0 1 1	3 0	6	0	0	0	0	0	
31	Daniel Deaver	22:09	5-11	0-0	1	2 5 7	0 2	10	2	2	1	0	1	
11	Jaylen Walker	13:38	1-6	0-2	0-0	0 3 3	1 0	2	0	1	0	1	0	
30	Christian Silva	03:22	0-1	0-0	0-0	0 0 0	0 0	0	0	0	0	0	0	
Team						3 0 3		0	0					
Totals		24-70	5-18	8-18	16	24 40	20 19	61	10	6	5	6	8	
Technical Fouls: NONE														

2021-22 LEHIGH MEN'S BASKETBALL | GAME 27: BUCKNELL AT LEHIGH | PAGE 35

BOX SCORES

21

LEHIGH 84, ARMY WEST POINT 71
Jan. 26 | Bethlehem, Pa. | Stabler ArenaOfficial Basketball Box Score - Final
Army West Point at Lehigh
01/26/22 Stabler Arena, Bethlehem
2021-22 Men's BasketballGame Time: 7:02 PM
Game Duration: 1:51
Attendance: 744

Officials: Jeffery Clark, Steven Ruppenthal, Edward Corbett

Army West Point - 71

Record: 12-9 (5-3)

No.	Name		Min	FG		3P	FT	Rebounds			Fouls		TP	AS	TO	ST	Blocks		BS	+/-
				M	A	M	A	OR	DR	TOT	PF	FF					FD	BS		
4	Chris Mann	F	22:49	6-10	1-2	3-5	0	2	2	3	3	16	3	0	0	0	0	0	0	0
34	Charlie Peterson	F	24:48	1-3	0-0	4-5	1	5	6	3	4	6	2	1	1	0	1	4	-4	-4
0	Josh Caldwell	G	28:52	4-9	0-0	7-10	2	1	3	1	6	15	0	1	2	0	2	-8	-8	-8
1	Jalen Rucker	G	32:44	7-15	2-5	2-3	1	2	3	2	2	18	2	3	1	1	2	-12	-12	-12
23	Aaron Duhart	G	29:27	4-6	0-1	1-2	0	2	2	1	3	9	3	2	2	0	0	-5	-5	-5
24	Jared Cross		22:59	1-5	0-3	0-1	0	0	0	0	3	1	2	0	0	0	0	-12	-12	-12
44	Matt Dove		13:58	1-1	0-0	0-0	0	4	4	1	1	2	2	2	1	1	0	0	-7	-7
41	Nolan Naess		06:11	0-2	0-2	0-0	0	1	1	2	0	0	0	0	0	0	0	0	-12	-12
10	Isaiah Caldwell		08:58	1-1	0-0	1-1	0	2	2	2	1	3	0	0	0	0	0	0	-12	-12
35	TJ Small		08:00	0-1	0-1	0-0	0	2	2	0	0	0	0	0	1	1	0	0	3	3
54	Abe Johnson		01:14	0-0	0-0	0-0	0	0	0	0	1	0	0	0	0	0	0	0	-2	-2
Team										2	1	3	0	0	0	0				
Totals				25:53	3-14	18-27	6	22	28	16	21	71	10	10	8	1	5	-13	-13	-13

Technical Fouls: NONE

Lehigh - 84

Record: 8-13 (5-3)

NO.	Name	Min	FG M-A	3P M-A	FT M-A	Rebounds OR DR TOT	Fouls PF	TP	AS	TO	ST	Blocks BS	+/-				
1	Jeameril Wilson	F 33:36	5-10	2-5	0-0	6	6	4	1	12	5	3	1	0	0	10	
44	Nic Lynch	C 34:35	4-6	2-3	1-1	0	7	7	1	4	11	2	2	1	1	0	20
5	Evan Taylor	G 32:52	6-12	4-8	0-1	3	4	7	4	2	16	2	1	1	2	0	13
13	Keith Higgins Jr.	G 28:39	5-10	2-5	1-1	0	1	1	3	1	13	2	1	0	2	0	12
22	Tyler Whitney-Sidney	G 29:20	7-10	1-2	4-5	2	2	4	4	4	19	4	3	2	0	1	5
2	Jake Bellow	12:08	1-4	1-3	0-0	0	0	0	0	1	3	2	0	0	0	0	7
11	Marques Wilson	15:06	2-3	1-2	0-1	0	0	0	0	2	5	4	2	0	0	0	-1
35	Dominic Parolin	06:01	1-1	0-0	0-1	0	2	2	1	1	2	0	1	0	0	0	-7
42	JT Tan	00:53	0-0	0-0	0-0	0	0	0	0	1	0	0	0	0	0	0	-3
15	Reed Fenton	06:50	1-2	1-2	0-0	0	0	0	0	3	0	3	0	0	0	0	9
Team						1	5	6			0	2					
Totals			32:58	14-30	6-10	6	27	33	21	16	84	21	15	5	5	1	13

Technical Fouls: NONE

	Army	Lehigh
Biggest lead	4 (1 st 5:18)	16 (2 nd 3:50)
Best Scoring Run	7 (1 st 9:39)	8 (1 st 3:31)
Lead Changes	8	
Times Tied	2	
Time with Lead	04:22	32:44

Points from	Army	Lehigh
Turnovers	11	9
Paint	40	32
Second Chance	9	12
Fast Breaks	17	11
Bench	7	13

Period by Period Scoring	1st	2nd	TOT
Army	30	41	71
Lehigh	33	51	84

Shooting By Period	
1 st FG%	13-27 48.1%
3PT%	5-14 35.7%
FT%	24 50.0%
2 nd FG%	19-31 61.3%
3PT%	9-16 56.3%
FT%	4-6 66.7%
GM FG%	32-58 55.2%
3PT%	14-30 46.7%
FT%	6-10 60.0%

Dead Ball Rebounds: 2, 0

22

HOLY CROSS 67, LEHIGH 65
Jan. 28 | Worcester, Mass. | Hart CenterOfficial Basketball Box Score - Final
Lehigh at Holy Cross
01/28/22 Hart Center at the Luth Athletic Complex, Worcester, Mass.
2021-22 Holy Cross Men's BasketballGame Time: 5:00 PM
Game Duration: 1:58
Attendance: 188

Officials: Matt Dorn, David Powell, Brian Duncum

Lehigh - 65

Record: 8-14 (6-4)

NO.	Name	Min	FG		3P		FT		Rebounds		Fouls		TP	AS	TO	ST	Blocks		+/-	
			M	A	M	A	M	A	OR	DR	TOT	PF					FF	BS		BA
1	Jeameril Wilson	F 32:38	6-12	2-4	2-4	2	11	13	1	4	16	2	1	0	1	1	3	3	3	
5	Evan Taylor	F 31:57	2-10	1-4	3-4	0	6	6	5	2	8	1	1	0	0	0	5	5	5	
44	Nic Lynch	C 25:01	3-6	1-1	2-2	0	1	1	3	3	9	2	0	0	1	0	-2	-2	-2	
13	Keith Higgins	G 35:16	5-11	3-3	0-2	0	1	1	2	2	13	1	1	0	0	1	2	2	2	
22	Tyler Whitney-Sidney	G 28:59	3-8	1-2	4-5	1	1	2	3	3	11	0	2	0	0	2	0	0	0	
2	Jake Bellow	08:02	1-3	1-3	1-1	0	0	0	0	1	4	1	0	0	0	0	-4	-4	-4	
35	Dominic Parolin	16:46	0-1	0-0	0-0	0	1	5	6	2	0	0	1	0	0	0	-3	-3	-3	
11	Marques Wilson	10:32	0-1	0-0	0-0	0	1	1	1	0	0	1	2	0	0	0	-10	-10	-10	
15	Reed Fenton	10:49	1-1	0-0	2-2	0	0	0	0	1	2	4	0	1	0	0	-1	-1	-1	
Team																				
Totals			21:53	9-17	14-20	6	27	33	18	17	65	8	9	0	2	4	-2	-2	-2	

Technical Fouls: NONE

Holy Cross - 67

Record: 4-15 (2-5)

NO. Name		Rebounds															Shooting By Period				
		Min	FG	3P	FT	OR	DR	TOTAL	Fouls	PF	FD	TP	AS	TO	ST	Blocks	BS	BA	+/-		
12	Malcolm Townsel	F 14:48	0-0	0-0	0-0	0-0	0-0	0	2	0	0	1	0	0	0	0	0	0	1st FG% 11-30 36.7%		
35	Caleb Kenney	F 23:58	2-3	0-0	0-1	4	5	9	2	1	4	1	2	2	4	1	6	6	3PT% 4-8 50%		
10	Gerrale Gates	C 35:51	8-22	0-0	3-4	2	9	11	3	3	19	2	1	2	0	0	1	1	3PT% 3-4 75%		
0	Bo Montgomery	G 20:56	1-7	0-2	4-5	0	0	0	2	4	6	2	0	0	0	1	7	7	2nd FG% 13-29 44.8%		
4	Kyrell Luc	G 31:52	5-11	2-2	4-4	0	6	6	2	4	16	1	2	1	0	0	2	2	3PT% 0-2 0%		
33	Judson Martindale	21:11	3-7	2-4	0-0	1	3	4	0	1	8	0	1	0	0	0	-5	-5	FT% 12-16 75%		
44	Louhi-M Coulbary	13:26	2-4	0-0	1-2	4	4	8	1	1	5	0	1	0	0	0	-6	-6	GM FG% 24-59 40.7%		
3	Dallon Humphrey	14:29	2-3	0-1	1-2	1	0	1	5	2	5	0	1	0	0	0	9	9	3PT% 4-10 40%		
21	Nolan Dorsey	23:29	1-2	0-1	2-2	0	2	2	1	2	4	1	1	0	0	0	-4	-4	FT% 15-20 75.0%		
Team																			Dead Ball Rebounds: 1.0		
Totals			24:59	4-10	15-20	12	30	42	17	18	67	8	9	5	4	2	2	2			

Technical Fouls: NONE

	LEH	HC
Biggest lead	9 (1 st 5:59)	6 (2 nd 0:15)
Best Scoring Run	8 (1 st 5:59)	8 (2 nd 4:32)
Lead Changes	3	
Times Tied	1	
Time with Lead	34:18	04:36

Points from	LEH	HC
Turnovers	7	11
Paint	24	30
Second Chance	2	8
Fast Breaks	5	11
Bench	8	22

Period by Period Scoring	1st	2nd	TOT
LEH	34	31	65
HC	29	38	67

23

LEHIGH 63, NAVY 62
Feb. 2 | Bethlehem, Pa. | Stabler ArenaOfficial Basketball Box Score - Final
Navy at Lehigh
02/02/22 Stabler Arena, Bethlehem
2021-22 Men's BasketballGame Time: 7:02 PM
Game Duration: 2:00
Attendance: 1,089

Officials: Sean Hull, Dave Fernandez, Mike Milione

Navy - 62

Record: 14-8 (7-4)

NO.	Name	Min	FG	3P	FT	Rebounds	Fouls	TP	AS	TO	ST	Blocks	+/-				
			M-A	M-A	M-A	OR	DR	TOT	PF	FF	FD	BS	BA				
5	Tyler Nelson	F 14:12	4-7	2-3	0-0	1	4	5	2	0	10	0	3	0	0	0	4
55	Richard Njoku	F 22:49	1-3	0-0	2-2	0	1	1	4	2	4	1	1	0	0	0	1
1	John Carter Jr.	G 25:19	2-10	2-4	2-3	1	3	4	1	4	8	1	1	0	0	0	-2
3	Sean Yoder	G 18:27	1-5	0-1	4-4	1	3	4	1	2	6	1	0	0	0	0	-1
20	Greg Summers	G 36:37	5-8	0-0	6-6	1	2	3	1	4	16	4	0	2	1	1	3
11	Jaylen Walker	25:48	4-5	0-0	0-1	1	3	4	1	1	8	0	1	0	1	0	-5
0	Austin Inge	19:16	0-2	0-0	0-2	0	2	2	2	1	1	0	2	1	0	1	-6
21	Patrick Dorsey	15:02	1-6	0-0	1-4	0	1	1	0	0	2	2	2	0	0	0	-2
30	Christian Deaver	15:13	2-5	0-0	2-2	2	4	3	3	4	6	0	2	1	0	1	-2
30	Christian Salia	02:30	0-0	0-0	0-0	0	0	0	0	0	0	0	0	0	0	0	-4
35	Nate Allison	01:58	0-0	0-0	0-0	0	0	0	0	0	0	0	0	0	0	0	0
Team						2	2	4	0	0	0	1					
Totals			20-51	5-12	17-22	10	26	36	17	18	62	9	13	5	3	4	-1

2021-22 LEHIGH MEN'S BASKETBALL | GAME 27: BUCKNELL AT LEHIGH | PAGE 36

BOX SCORES

25 COLGATE 78, LEHIGH 62
Feb. 9 | Hamilton, N.Y. | Cotterell Court**26 LAFAYETTE 73, LEHIGH 69**
Feb. 12 | Bethlehem, Pa. | Stabler ArenaOfficial Basketball Box Score - Final
Lehigh at Colgate
02/09/22 Cotterell Court, Hamilton, N.Y.
2021-22 Men's BasketballGame Time: 7:00 PM
Game Duration: 1:48
Attendance: 510

Officials: Casey Kett, Phil Salustio Jr., Guy Pagano

Lehigh - 62			Record: 9-16 (7-6)													
NO.	Name	Min	FG	M-A	3P	FT	Rebounds	Fouls	TP	AS	TO	ST	Blocks	+/-		
			M-A	M-A	M-A	OR DR TOT	PF FD						BS BA			
1	Jeameril Wilson	F 31:56	5-8	1-1	0-0	0 3 3	1 0 11	3	0	11	3	0	2	1	-14	
44	Nic Lynch	C 30:52	8-15	1-4	1-1	1 8 9	3 3 18	2	2	0	0	0	1	-16		
5	Evan Taylor	G 29:11	3-7	1-2	0-0	0 1 1	4 1 7	1	3	1	3	0	1	-25		
13	Keith Higgins Jr.	G 31:38	4-12	2-6	0-0	1 6 7	2 2 10	2	1	10	2	1	1	0	-14	
22	Tyler Whitney-Sidney	G 25:03	3-10	1-2	1-2	0 2 2	1 4 8	4	0	4	0	1	0	3	-4	
15	Reed Fenton	11:10	2-5	0-2	0-0	0 1 1	1 0 4	1	0	4	1	0	0	1	-10	
35	Dominic Parolin	06:38	0-0	0-0	0-0	1 1 2	0 0 0	1	1	0	0	1	0	0	-4	
2	Jake Bellow	07:11	0-2	0-2	0-0	0 0 0	1 1 0	1	0	0	1	0	0	0	-14	
11	Marques Wilson	11:48	0-1	0-1	0-0	1 1 2	1 1 0	3	1	0	0	0	0	0	1	
0	Jakob Alamudun	02:49	0-0	0-0	0-0	0 1 1	0 0 0	0	0	0	0	1	0	0	0	
25	Ben Knostman	06:26	0-1	0-1	0-0	0 0 0	1 0 0	0	1	0	1	0	0	0	8	
42	JT Tan	02:30	0-0	0-0	0-0	0 1 1	0 0 0	0	0	0	0	0	0	0	4	
20	Jayshen Saigal	01:24	0-0	0-0	0-0	0 0 0	0 0 0	0	0	0	0	0	0	0	4	
21	Burke Chebuhar	01:24	1-2	1-1	1-2	1 0 1	0 1 4	0	0	0	0	0	0	0	4	
Team						1 1 2		0	0							
Totals			26-63	7-22	3-5	6 26 32	15 13 62	19	9	2	3	6	1	-16		

Technical Fouls: NONE

Colgate - 78			Record: 13-11 (9-2)														
NO.	Name	Min	FG	3P	FT	Rebounds	Fouls	TP	AS	TO	ST	Blocks	+/-				
			M-A	M-A	M-A	OR DR TOT	PF FD					BS BA					
4	Ryan Moffatt	F 26:13	3-5	0-2	3-3	0 3 3	1 3 9	2	0	0	0	0	11				
14	Keegan Records	F 24:48	5-5	0-0	3-6	1 5 6	2 4 13	1	1	1	4	0	20				
0	Nelly Cummings	G 30:34	8-16	0-5	3-4	0 4 4	2 2 19	4	1	1	0	0	13				
13	Jack Ferguson	G 27:40	3-6	2-4	0-0	1 3 4	1 0 8	4	2	1	1	1	18				
15	Tucker Richardson	G 31:01	6-12	1-3	4-6	1 7 8	0 3 17	0	2	2	0	2	20				
33	Oliver Lynch-Daniels	23:17	1-1	1-1	0-0	0 3 3	2 0 3	0	1	0	0	0	7				
55	Jeff Woodward	13:48	2-5	0-0	0-1	1 3 4	4 2 4	0	0	0	0	0	0				
30	Sam Thomson	13:47	2-3	0-0	1-1	0 2 2	1 1 5	1	0	0	0	1	5				
5	Nicolas Louis-Jacques	04:58	0-2	0-1	0-0	0 1 1	0 0 0	0	0	0	0	0	-6				
2	Zach Light	02:30	0-0	0-0	0-0	0 0 0	0 0 0	0	0	1	0	0	-4				
35	Blake Henry	01:24	0-0	0-0	0-0	0 0 0	0 0 0	0	0	0	0	0	-4				
Team						0 1 1		0	0								
Totals			30-55	4-16	14-21	4 32 36	13 15 78	12	8	5	6	3	16				

Technical Fouls: NONE

	LEH	COL				
Biggest lead	2 (1 st 19:41)	24 (2 nd 6:29)	Points from	LEH	COL	Period by Period Scoring
Best Scoring Run	7 (1 st 3:51)	9 (2 nd 14:48)	Turnovers	9	16	
Lead Changes	1	2	Paint	28	42	1 st 2 nd TOT
Times Tied	6		Second Chance	8	7	LEH 32 30 62
Time with Lead	00:34	36:11	Fast Breaks	0	4	COL 41 37 78
			Bench	8	12	

Official Basketball Box Score - Final
Lafayette at Lehigh
02/12/22 Stabler Arena, Bethlehem
2021-22 Men's BasketballGame Time: 12:00 PM
Game Duration: 1:55
Attendance: 1,224

Officials: Chris Slatery, Rob Snedden, Mike Evans

Lafayette - 73													Record: 8-15 (5-7)												
NO.	Name	Min	FG	3P	FT	Rebounds	Fouls	TP	AS	TO	ST	Blocks	+/-	Shooting By Period											
			M-A	M-A	M-A	OR DR TOT	PF FD					BS BA		1st	2nd	3rd	4th	OT	FT	Rebounds	Fouls	TP	AS	TO	
14	Kyle Jenkins	F 36:23	4-8	1-5	0-2	1 5 6	1 3 9	2	2	1	0	0	4	1st FG%	13-26	50.0%									
33	Leo O'Boyle	F 34:14	6-8	3-4	2-4	0 4 4	1 2 17	0	0	1	0	0	3	3PT%	3-9	33.3%									
45	Neal Quinn	F 32:56	8-15	0-0	6-8	2 4 6	1 7 22	0	1	1	1	1	0	FT%	7-10	70%									
3	Tyrone Perry	G 33:06	7-10	2-4	3-4	2 2 4	3 4 19	3	1	3	0	0	9	2nd FG%	15-24	62.5%									
20	CJ Fulton	G 24:15	3-4	0-1	0-0	0 1 1	3 0 6	5	3	5	0	0	6	3PT%	3-9	33.3%									
2	Jon Brantley	13:23	0-2	0-2	0-0	0 0 0	0 0 0	2	1	0	0	0	-3	FT%	4-10	40%									
12	Tomas Verbinkis	10:07	0-2	0-1	0-0	0 2 2	3 0 0	0	0	0	1	0	5	GM FG%	28-50	56.0%									
21	Mavin Hines	12:04	0-1	0-1	0-2	0 0 0	1 2 0	0	0	0	1	0	-4	3PT%	6-18	33.3%									
5	Eric Sondberg	03:32	0-0	0-0	0-0	0 0 0	0 0 0	0	0	0	0	0	0	FT%	11-20	55.0%									
Team						1 1 2		0	1					Dead Ball Rebounds: 4, 0											
Totals			28-50	6-18	11-20	6 19 25	13 18 73	12	9	12	2	1	4												

Technical Fouls: NONE

Lehigh - 69			Record: 9-17 (7-7)																
NO.	Name	Min	FG	3P	FT	Rebounds	Fouls	TP	AS	TO	ST	Blocks	+/-	Shooting By Period					
			M-A	M-A	M-A	OR DR TOT	PF FD					BS BA		1st	2nd	3rd	4th		
1	Jeameril Wilson	F 30:08	2-6	1-3	0-0	0 5 5	2 1 5	3	3	3	2	0	0	-13	1st FG%	12-26	46.2%		
44	Nic Lynch	C 23:46	4-5	0-1	4-4	0 4 4	3 4 12	1	1	1	0	1	0	-7	3PT%	3-6	50.0%		
5	Evan Taylor	G 19:40	1-3	1-2	0-1	0 4 4	2 2 3	1	1	1	0	0	0	-11	FT%	2-2	100%		
13	Keith Higgins Jr.	G 24:11	2-7	1-3	0-0	0 1 1	0 1 5	2	3	0	0	0	0	-10	2nd FG%	13-21	61.9%		
22	Tyler Whitney-Sidney	G 17:47	1-3	0-0	0-0	0 0 0	1 0 2	2	3	0	0	0	0	-15	3PT%	8-13	61.5%		
11	Marques Wilson	23:00	6-9	2-3	1-2	1 1 2	2 2 15	1	0	3	0	1	4		GM FG%	25-47	53.2%		
35	Dominic Parolin	10:24	1-3	0-0	0-0	2 1 3	1 2 0	0	0	0	0	0	1	1		3PT%	11-19	57.9%	
2	Jake Bellow	25:16	4-6	4-5	3-3	1 1 2	4 1 15	1	1	1	0	0	6		FT%	8-10	80.0%		
42	JT Tan	06:06	2-3	0-0	0-0	0 1 1	1 0 4	0	0	0	1	0	0	1		Dead Ball Rebounds: 1, 0			
0	Jakob Alamudun	09:07	2-2	2-2	0-0	0 0 0	0 0 0	6	0	1	0	0	0	10					
25	Ben Knostman	10:35	0-0	0-0	0-0	0 0 0	0 1 1	0	5	2	0	0	0	14					
Team						0	3	3				0	0						
Totals			25-47	11-19	8-10	4	21	25	18	13	69	16	15	7	1	2	-4		